



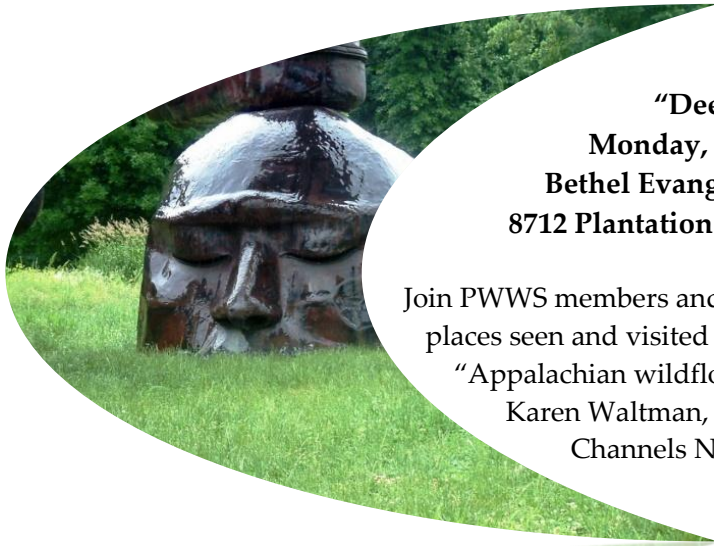
WILD NEWS

Prince William Wildflower Society

A Chapter of the Virginia Native Plant Society

Number 2015-01

January-February 2015



The Prince William Wildflower Society "Deep of Winter" Annual Member Slideshow

Monday, January 19, 2015, 7:30 p.m.

Bethel Evangelical Lutheran Church
8712 Plantation Lane, Manassas, Virginia 20110

Join PWWS members and friends to view, show, and talk about exciting plants and places seen and visited in the past year. The program lineup so far: Dee Brown, "Appalachian wildflowers in spring;" Nancy Vehrs, "Virginia and Wisconsin," Karen Waltman, "local parks and gardens;" and Charles Smith, "California, Channels Natural Area Preserve, and highlight shots of wildflowers."

All are welcome. Our meetings are free and open to the public, so bring a friend or two! Refreshments will be served and doorprizes awarded.

If you are interested in participating in the program, **please contact PWWS Program Chair Tamie Boone** at tamie.boone@verizon.net or (703) 583-1187.

Number of slides/time allowed will be limited depending on number of participants. Please plan to limit your photo presentation to no more than 15 minutes. Equipment will be provided or bring your own.

PRESIDENT's CORNER

Happy New Year! When I turned 50, I started a New Year's tradition of hiking Bull Run Mountain, our local gem. The westward view from Highpoint Cliffs is breathtaking and more than a fitting reward for expending a little energy to climb to an elevation of 1,311 feet. Below the rock cliffs with their table mountain pines, the farms of the Virginia Piedmont beckon toward the undulating topography of the Blue Ridge.

Unfortunately, our little mountain is being loved to death. In the years that I have hiked those trails to the top, fellow hikers and their dogs have multiplied exponentially. Leashed dogs were first allowed in 2010, then banned again starting in



March of last year. The parking areas have been expanded, yet visitors still have to park all along the roadway on busy weekends and holidays. Those visitors have taken a toll on the fragile mountaintop ecosystem. Effective January 15, the entire ridge area will be closed for an indefinite

period. It saddens me greatly that this treasure must be closed. But its vegetation needs time to recover. After all, it is one of Virginia's 60-odd Natural Area Preserve—because of its special plant communities. I hope that visitors will respect the trail closures and allow the land to heal. If we all share the sacrifice, we can hope that maybe all it needs is one full growing season.

Good news! For the third year in a row, we are offering a big-name author and speaker for a Sunday afternoon program in the garden doldrums of February. As we continue to roll out the Plant NoVA Natives marketing campaign this year, we will host Rick Darke, co-author of *The Living Landscape* (2014) along with last year's speaker Dr. Doug Tallamy. Rick Darke has a B.S. in Plant Science from the University of Delaware and completed graduate coursework in plant taxonomy, botanic garden management, and public policy. As noted on his website, he is a widely published author, photographer, lecturer, and consultant focused on regional landscape design, planning, conservation, and enhancement. Blending art, ecology, and cultural geography, Darke is dedicated to the design and stewardship of livable landscapes. He worked at the world-renowned Longwood Gardens for 20 years. You won't want to miss his Living Landscape lecture scheduled for 2 p.m. on Sunday, February 15 at the Manassas Park Community Center. We are very fortunate to have two co-sponsors for this presentation, the Cooperative Extension Office and the Master Gardeners of Prince William as well as the Prince William Conservation Alliance. Come early to view their educational displays and enjoy refreshments and networking.

Our meeting on the 19th continues our tradition of starting the year with a slideshow from members' travels near and far. It's always a treat to see inspiring nature photos in the heart of winter. I hope to see you there. ~Nancy



Rick Darke

Prince William Wildflower Society Meeting, Monday, November 17, 2014, 7:30 p.m., Bethel Lutheran Church

PWWS president Nancy Vehrs opened the meeting, welcomed all, and thanked the following for bringing refreshments: Brenda Hallam, Peggy Thiel and

Beverly Houston. New members who were present, Karen O'Leary and Louise Edsall, were recognized.

Announcements: Marion Lobstein, PWWS botany chair, announced that the children's book by Susan Leopold, *Isabella's Peppermint Flowers*, was now available online. PWWS member Nicky Staunton was the artist for the book, and Marion was the science advisor.

Proceeds from the sale of the book (\$18 each) will go to the Flora of Virginia project. **Books can be ordered online at www.floraforkids.org.** The price is \$18, which includes shipping and handling. Marion also announced that the *Flora of Virginia* is now in its second printing.

Tamie Boone, vice-president and program chairperson, asked for volunteers to show slides at the January 19 membership slide show and passed a sign-up sheet.

Nancy announced that plans were being finalized for a speaker on Sunday afternoon, February 15. Watch for more details in *Wild News* and online.

Charles Smith is working on local flora check lists, based on the Digital Atlas of the Virginia Flora.

Program: "Life is for the Birds? Bed, Breakfast, Bathing, Breeding, and Beyond"

Nancy introduced guest speaker Nicky Staunton. Nicky is a charter member of PWWS, past president of PWWS and VNPS, and a well-known wildlife photographer and illustrator. Nicky drew the PWWS logo of Virginia bluebell.

Nicky is a noted advocate of native plants and natural areas. Her beautiful slides of natural habitats for birds and

other animals on her ten acres in Madison/Culpeper county illustrated what the animals needed. She reminded us that we are moving into the animals'



territory, and that we should try to preserve those areas. If we keep the natural areas the way they were, we can enjoy watching the behavior of the many animals that visit those areas. For example, since many birds eat insects and berries, creating a natural landscape is more important than just feeding them seeds. *



Nicky showed one stunning slide of a hummingbird visiting a Cardinal flower, and there were more slides of native animals finding food and shelter in and around native plants. Thank you, Nicky, for a very enjoyable presentation.

Doorprizes: Goldfinch sun catcher, Janet Wheatcraft; *Singing Life of Birds*, Marion Lobstein; *Nature* magazines, Helen Rawls.

Present were Tamie Boone, Joyce Wenger, Mike Wenger, Diane Flaherty, Jack High, Deanna High, Sue Dingwell, Suzy Stasulis, Helen Rawls, Veronica Tangiri, Carol Thompson, Glen Macdonald, Dee Brown, Tom Andrew, Joyce Andrew, Louise Edsall, Janice Beaverson, Susan Beaverson, Janet Wheatcraft, Amy Hamilton, Helen Walter, Jim Waggener, Brenda Hallam, Karen O'Leary, Marion Lobstein, Christine Sunda, Beverly Houston, Theresa DeFluri, Nancy Arrington, Harry Glasgow, Charles Smith, Nicky Staunton, Nancy Vehrs, Karen Waltman.

Respectively submitted, Karen Waltman, Secretary

***Editor's Note:** Nicky also distributed excellent handouts on getting to know your bird habitat, tips to successfully encourage birds, and some notes on what has worked and what hasn't in her habitat. She also shared a useful handout from the American Bird Conservancy on Reducing Bird Collisions at Home, a chart noting what kind of food (if you are feeding) is needed or desired by different species, and a schematic for building a nest box for the endangered Northern Flicker. If you would like these handouts, contact Nicky at nickystaunton@verizon.net, or see the Cornell Lab NestWatch (for instructions on how

to build a Flicker box) at <http://nestwatch.org/learn/all-about-birdhouses/birds/northern-flicker/>, a site where you also will find many other birdhouse plans.

Bull Run Mountain Ridge Trails to Close

Effective January 15, as part of the High Point Cliffs Area Restoration Project for the Bull Run Mountain Natural Area Preserve, the Bull Run Ridge Trail will be closed beyond Fern Hollow Trail and the Hickory Hollow Trail will be closed beyond Quarry Trail.

Designated as a Natural Area Preserve in 2002 through the Commonwealth's Department of Conservation and Recreation's Division of Natural Heritage, Bull Run Mountain is owned by the Virginia Outdoors Foundation and licensed to the Bull Run Mountains Conservancy to manage access through a use agreement. The Highpoint Cliffs area is privately owned, but, through an agreement with the owner, has been officially open to the public since 2010. Leashed dogs were welcome at the preserve beginning in 2010, but banned once again in the spring of 2014.

George Freeman, an attorney who was one of the authors of the Virginia Open-Space Land Act in the mid-1960s, called BRM the "backdrop to the nation's Capital" as the easternmost mountain in Virginia.



Who knew at the time that the population of the nation's Capital would push ever closer to the mountain? With more than 5.8 million people in the Washington, D.C. metropolitan area and Prince William County's population of 420,000, it is no wonder that this

attractive nearby recreational hiking area is overused.

The fragile thin soils of the ridge area support uncommon species such as the table mountain pine and timber rattlesnakes. Trampling by visitors has denuded some areas of vegetation. According to Amanda Scheps, owned lands manager for the VOF, People have hacked away at trees and shrubs,

painted graffiti, and carved on tree trunks. She noted that staff from the Division of Natural Heritage visited the site this past year and is working on a restoration plan. Closure of the ridge for at least one to two growing seasons is in the first phase of the plan with educational programs slated for the second phase. Six miles of lower trails will remain open during the restoration process.

DCR's DNH chief vegetation ecologist Gary Fleming will be our speaker for the March meeting and will talk about Virginia's native plant communities. Perhaps he will be able to address the concerns for our little mountain and give us hope for its recovery. ~Nancy Vehrs

EVENTS

JANUARY

Saturday, January 17, 1:00 to 3:00 p.m., Great Falls Park. Great Falls Winter Tree ID Walk, with Carrie Blair. Sponsored by the Potowmack Chapter of VNPS. The program is free and open to the public, however, there is a park admission fee of \$5 per passenger vehicle. Registration is required for the program. Please RSVP through Eventbrite at <https://vnps.20150117.eventbrite.com>. Details and starting point for the walk will be sent to registered participants. The diverse habitats of bottomland woods, moist, rich woodlands and dry uplands offer a wide variety of native trees to learn to identify. Carrie Blair will discuss bark, branching, buds and silhouette, plus other clues including leaf scars and seeds. Dress for the weather and wear sturdy shoes or boots. Binoculars will be helpful plus ocular/loupe/magnifier to see leaf scars. Event will be canceled if forecast includes low 20s, hazardous road conditions or rain/ice/snow. For more information, see vnps.org/potowmack.

Monday, January 19, 10:00 a.m. to 2:00 p.m., "MLK Day of Service at the Wildlife Garden," sponsored by the Prince William Conservation Alliance. Merrimac Farm Stone House, 15020 Deepwood Lane, Nokesville 20181. Please join us to celebrate community through a day of service to the environment at Merrimac Farm Wildlife Management Area in Nokesville, Va. We will be clearing the perimeter of the existing Wildlife Garden and spreading mulch to prepare for another native plant planting in March. Tools will be available, food is provided. Questions? Call PWCA at (703) 499-4954.

Thursday, January 22, 7:30 p.m., "George Washington's Connection to Prince William County." Jim Bish will give a presentation about George Washington and his important connections to Prince William County. George Washington connections to Prince William County and many of its residents began while George was a boy and continued throughout his life. Mr. Bish has taught history in the Prince William County Schools for thirty years including a course on the history of Prince William County. Development Services Building, Rooms 107 A & B, Prince William County Building, 5 County Complex Court, Woodbridge, Va. 22192

Sunday, January 25, 8:00 a.m., Bird Walks at Merrimac Farm. Walks are the first Sunday of every month. We'll look for birds as we travel through the uplands to the edge of the floodplain, covering a variety of habitats, including open fields and woodland edges. Everyone is welcome. View the bird list for Merrimac Farm at www.pwconserve.org/events. Dress for the weather, bring binoculars and cameras. More info and RSVP (appreciated not required) to PWCA, (703) 499-4954 or alliance@pwconserve.org.

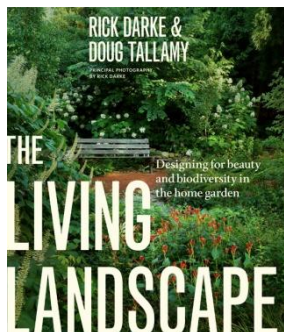
Sunday, January 25, 2 p.m., Richard Stromberg, "Adventures in Plant Identification: Tools, Tips, and Tricks for identifying plants when you are away from home. Piedmont Chapter's 2015 Winter Speaker Series. Venue for the talk is the Tri-County Feeds Conference Room, 7408 John Marshall Hwy, Marshall, Va. 20115. Richard Stromberg is editor of the newsletter for the Piedmont Chapter of VNPS. A Virginia Master Naturalist, he monitors rare plant communities in Shenandoah National Park and surveys plants for the Virginia Working Landscapes project. He also leads hikes and maintains trails for the Potomac Appalachian Trail Club. He will describe how he has unraveled the mystery of the identity of the plants he has come upon on hikes in various places in the U.S. and Europe.

[Images: Bull Run Mountain views, courtesy of Nancy Vehrs; Black-capped Chickadee drawing, courtesy of Nicky Staunton; Northern Flicker with Young, EAROSS, accessed at <http://eaross.deviantart.com/art/Northern-Flicker-with-young-215675355>; Anemone hepatica botanical illustration, *Icones Plantarum Medicinalium* by J. Zorn, (Nurnberg 1799-1790), University of Wisconsin Freckmann Herbarium, accessed at <http://wisplants.uwsp.edu/>; Three Legged Buddha, Zhang Huan, 2007, Storm King Art Center, New York photo courtesy of Deanna LaValle High; Round-lobed hepatica, Doug Sherman, Native Plant Information Network Images, NPIN Image ID: 9458, Ladybird Johnson Wildflower Center, accessed at www.wildflower.org.]

"I frequently tramped eight or ten miles through the deepest snow to keep an appointment with a beech-tree, or a yellow birch, or an old acquaintance among the pines." ~ *Henry David Thoreau (1817 -1862)*

FEBRUARY

Thursday, February 12, 7:30 to 9:00 p.m., "A Year in Rock Creek Park, the Wild Wooded Heart of Washington, D.C.," with Melanie Choukas-Bradley and Susan Austin. Green Spring Horticultural Center. Sponsored by the Potowmack Chapter of VNPS.



You are invited to a presentation by Rick Darke Author of *The Living Landscape* February 15, 2015, 2 - 4 pm, Manassas Park Community Center, 99 Adams Drive

Manassas Park VA 20111.

This event is free of charge, and the general public is invited. Refreshments will be served. Mr. Darke will sell and sign copies of his book after his presentation. Registration is strongly suggested to ensure adequate seating. Please RSVP or for more information, (703) 792-7747 or master_gardener@pwcgov.org. This event is sponsored by the Prince William Wildflower Society, Prince William Conservation Alliance & the Master Gardeners of Prince William.

Sunday, February 22, 2 p.m., Emily Southgate, "Familiar Flora amid Siberian Splendor," Piedmont Chapter's 2015 Winter Speaker Series. Venue for the talk is the Tri-County Feeds Conference Room, 7408 John Marshall Hwy, Marshall, Va. 20115. Emily teaches graduate courses in botany and ecology at Hood College in Frederick, Md. She found that she felt at home, botanically, in Eastern Siberia and will tell a tale of drifting continents, volcanoes, and glaciation to help explain why we share so many genera of plants with eastern Asia.

Round-lobed Hepatica *Anemone Americana* (formerly *Hepatica Americana*)

By Marion Lobstein, botany chair, PWWS and professor emeritus, NOVA

The flowering of Round-lobed Hepatica, *Anemone americana*, formerly *Hepatica americana*, is one of the earliest signs of spring. Only Skunk Cabbage, Harbinger-of-Spring, and a few undramatic mustards

or speedwells bloom before Hepatica. In protected areas, Hepatica's lovely white, pink, or lavender flowers may begin unfurling from fuzzy buds in late February or occasionally early January, while other stands may continue blooming into April. Hepatica's habitat is dry, deciduous woods and it ranges from southeastern Canada down to northern Florida and west to Iowa and Missouri. This delicate perennial member of the buttercup or crowfoot family (Ranunculaceae) often is found in protected areas sheltered by a tree trunk or a rock on a sunny hillside. *A. americana*, Round-lobed Hepatica, is the more common species in our area. It can withstand fairly acid soil conditions, whereas the less common *A. acutiloba*, Sharp-lobed Hepatica, prefers less acidic soil. Sharp-lobed Hepatica is more common to the western counties of our area.

Hepatica, also known as Liverwort or Liverleaf, is a common name derived from the Greek word for liver, referring to the liver-like shape of its trilobed leaves. The genus name, *Anemone*, is derived from the Greek word for wind flower. In our area, there are two species of Hepatica: Round-lobed Hepatica, *A. americana*, with the species epithet meaning American; and Sharp-lobed Hepatica, *A. acutiloba*, with the species epithet meaning sharp-lobed. (The taxonomy of Hepatica will be covered in a separate article in this issue of *Wild News*).



The one-half to three-quarter inch solitary flowers develop from four to six inch-tall scapes or flowering stems. The five to twelve (usually five or six) variously colored "petals" are not what they seem at first glance. These "petals" are actually a calyx of petaloid sepals; there are no petals! To further confuse the wildflower enthusiast, the three small green appendages behind the colored calyx are not sepals, but are bracts or reduced leaves. The stamens are quite numerous, as are the

separate pistils or carpels. Both stamens and carpels are arranged in a spiral pattern characteristic of the buttercup family. The variation in calyx color probably is due to a combination of genetic variations and soil acidity differences.

Individual *Hepatica* flowers sometimes may have a delicate fragrance reminiscent of sweet violets.

Flowers of the genus do not produce nectar, but may be pollinated by various wild bees or fly species attracted by the fragrance, the disk-like shape of the flowers (that resemble other nectar producers such as spring beauty), and by being one of the first species to bloom. If pollination does not occur after four to six days, self-fertilization may take place. Following fertilization, each carpel develops into a slender fruit called an achene, a dry, one-seeded indehiscent fruit that does not split open. Attached to the base of each achene is a fat saturated body called an elaiosome. Ants are attracted to these elaiosomes and serve as the seed dispersers (myrmecochory). This explains a solitary clump of *Hepatica* growing in a notch of an old tree trunk or in the crevice of a rock.

Unlike most spring wildflowers of deciduous woods, the leaves of *Hepatica* persist throughout the year. They become thicker and more mottled (or even solid reddish-purple) over the course of the year. These older leaves, admittedly a bit bedraggled after a rough winter, are present at blooming time, but wither away as new leaves appear. The plant hairs or "fuzz" that covers the unfurling young leaves as well as the stems and flower buds is found only on the undersides of the mature leaf. In a very picturesque description, Neltje Blanchan, in her 1923 book *Wildflowers Worth Knowing*, wrote "...even under the snow itself bravely blooms the delicate hepatica, wrapped in fuzzy furs as if to protect its stems and nodding buds from cold."

Individual plants have rhizomes with a fibrous root system that allows hepatica to thrive on shallow soils and to withstand summer droughts.


In Europe, other species of *Hepatica* were used to treat liver ailments based on the idea known as the "doctrine of signatures" proposed by herbalists in the 1500s.

According to this idea, plant parts resembling a human part or organ could be used to treat ailments of the afflicted part; thus, an extract of the liver-shaped leaves was used to treat liver ailments. Native American tribes, such as the Cherokee, also employed *Hepatica* for similar uses. Such medicinal uses persisted in Europe and in America into the last century and are still used in Chinese medicine.

Fresh *Hepatica* leaves can cause skin and internal irritation when ingested. When leaves are dried,

however, the primary toxic compound proanemonin is converted to anemonin, which can have antibiotic and anti-inflammatory properties at therapeutic doses. For a more complete list of medicinal uses of *Hepatica*, please see <http://www.herbal-supplement-resource.com/hepatica.html>.

While *Hepatica* is no longer used to treat liver ailments in Western medicine, the first sighting of its exquisitely delicate flowers is an excellent "spring tonic" for the winter blahs and an assurance that spring cannot be far away! Keep a close lookout for this special plant when you are out in the woods this winter.



***Hepatica americana* and *H. acutiloba*: Now in Genus *Anemone* and Ranunculaceae (Buttercup Family)** By Marion Lobstein, botany chair, PWWS and professor emeritus, NOVA

In the cold of winter, wildflower lovers delight in spotting the purple-mottled, trilobed leaves and the white to lavender to purple flowers of *Hepatica*. If the plant has round or blunt lobes, it is *Anemone americana* (formerly known as *Hepatica americana*) or, if you are in a more mountainous area and see pointed leaf lobes, it is *A. acutiloba* (formerly known as *H. acutiloba*). European *Hepatica*, known also as *Hepatica nobilis*, has been known to herbalists since the middle ages. Based on the Doctrine of Signatures—the idea that if a plant part resembled a human body part it would be useful in treating ailments of the body part—it was a purported treatment for liver problems.

Used by Johann Jacob Dillenius in 1718, the name *Hepatica* was in 1753 assigned by Linnaeus the binomial of *Anemone hepatica* (to the European *Hepatica*). The species epithet recognized the common medical name for *Hepatica*. John Clayton and most botanists in the American colonies considered the American round-leaf *Hepatica* to be the same as the European *Hepatica*. (cont. on page 8)

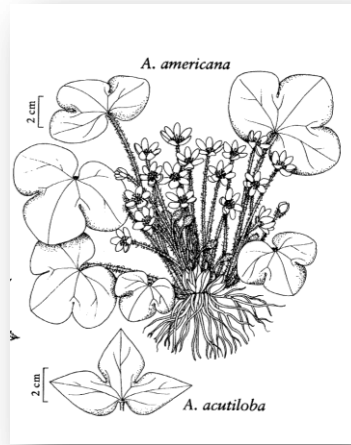
Ranunculaceae Genera and Taxonomic Changes

Ranunculaceae Genera and taxonomic changes	Authority (who proposed the genus) & date proposed	Main group(s) in each genus (common name)	Ranunculaceae in <i>Flora of Virginia</i> and taxonomic changes
<i>Aconitum</i>	Linnaeus 1753	Monkshood	No changes
<i>Actea</i>	Linnaeus 1753	Baneberry Black Cohosh	<i>Cimicifuga</i> (Black Cohosh species) (<i>C. americana</i> , <i>C. raremosa</i> , and <i>C. rubifolia</i>) are now <i>Actea podocarpa</i> , <i>A. racemosa</i> , and <i>A. rubifolia</i>
<i>Anemone</i>	Linnaeus 1753	Anemone Hepatica	<i>Hepatica americana</i> and <i>H. acutiloba</i> (Round-lobed and Sharp-lobed Hepaticas) are now <i>Anemone americana</i> and <i>A. acutiloba</i>
<i>Aquilegia</i>	Linnaeus 1753	Columbine	No changes
<i>Caltha</i>	Linnaeus 1753	Marsh marigold	No changes
<i>Clematis</i>	Linnaeus 1753	Clematis	No changes
<i>Consolida</i>	A. de Candolle 1821	Annual larkspur	<i>Delphinium ajacis</i> (Rocket larkspur) now <i>Consolida ajacis</i>
<i>Delphinium</i>	Linnaeus 1753	Larkspur	<i>Delphinium ajacis</i> (Rocket larkspur) now <i>Consolida ajacis</i>
<i>Enemion</i>	Rafinesque 1820	False rue-anemone	<i>Isopyrum biternatum</i> (False rue-anemone) now <i>Enemion biternatum</i>
<i>Ficaria</i>	Schaeffer 1760	Lesser Celandine	<i>Ranunculus ficaria</i> (Lesser celandine) is now <i>Ficaria verna</i>
<i>Myosurus</i>	Linnaeus 1753	Mousetail	Now changed
<i>Ranunculus</i>	Linnaeus 1753	Buttercup, Crowfoot, Spearwort	<i>Ranunculus ficaria</i> (Lesser celandine) is now <i>Ficaria verna</i>
<i>Thalictrum</i>	Linnaeus 1753	Meadow-rue	<i>Anemonella thalictroides</i> (Rue-anemone) is now <i>Thalictrum thalictroides</i>
<i>Trautvetteria</i>	Fischer and C.A. Meyer 1835	Tassle-rue	No changes
<i>Xanthorhiza</i>	Marshall 1785	Yellowroot	No changes

(cont. from page 6) John Clayton's 1762 *Flora Virginica* uses the description of *Hepatica triloba verna*. (If you would like to view Clayton's herbarium specimen of hepatica, see the online John Clayton Herbarium collection at the Natural History Museum of Great Britain <http://www.nhm.ac.uk/research-curation/scientific-resources/collections/botanical-collections/clayton-herbarium/index.html> and enter Clayton number 328 in the "search the database" feature. That is the number recorded in the *Flora Virginica* (1762, 2nd ed.).

Andre Michaux, visiting Tennessee near the Cumberland River in 1776, recorded the finding of Hepatica and listed it as *Anemone hepatica*. In 1788, Thomas Walter in the *Flora Caroliniana* also referred to *Anemone hepatica*. Dominique Chaix in 1776 proposed the binomium *Hepatica triloba*. DeCanolle and others in Europe accepted this binomium for the European species, but Pursh in 1814 proposed *Hepatica triloba* var. *obtusa*, recognizing Round-lobed Hepatica as a variety. British botanist John Ker Gawler in 1819 recognized the American species Round-lobed Hepatica as a separate species of

Hepatica triloba and assigned the name *H. americana*. P. Miller in the 1880s proposed *Hepatica nobilis* var. *obtusata*. In 1884, the Canadian botanist G. Lawson used the binomium *Anemone obtusata*. The scientific name of round-lobed *Hepatica* really has been moved around taxonomically! The same is true for Sharp-lobed *Hepatica*, recognized by Pursh in 1814 as a separate species. To complicate the taxonomy further, the online *Digital Atlas of the Virginia Flora* still uses *H. americana* and *H. acutiloba*, but does reference the *Flora of Virginia* (2012) binomia of *Anemone americana* and *A. acutiloba*. The USDA database uses *H. nobilis* var. *obtusata* and *H. nobilis* var. *acuta*. Recent genetic research does seem to indicate that both round-lobed and sharp-lobed *Hepatica* are closely related to the European hepatica, *Hepatica nobilis*. The genus *Anemone* or windflowers has been recognized as a group of flowering plants since ancient times, going back to Theophrastus. The origin of the name may be from Greek *anemos* for wind, or based on Naaman the Syrian's name for Adonis, which refers to the myth that blood from Adonis gave rise to a red-flowered anemone *Anemone coronaria*. Linnaeus applied this genus in 1753 for



hepatica; the 2012 *Flora of Virginia* includes six species of *Anemone* in addition to *A. americana* and *A. acutiloba*.

Both *Hepatica* species in the Ranunculaceae, the buttercup family, were described by A.L. de Jussieu in 1789. The name Ranunculaceae is based on the genus *Ranunculus*, the buttercups or crowfoots. European species of *Ranunculus* were used since

ancient times to create blistering to treat wounds or inflammation. The genus *Ranunculus* is derived from the Latin word *rana*, meaning frog. One possible explanation is that many buttercups are found in wet areas where there are frogs. In zoology, one of the largest genera of frogs is *Rana*. The Ranunculaceae name also was assigned by A.L. deJussieu in 1789. Earlier botanists, such as Pierre Magnol, recognized this family in the early 1700s. World-wide, Ranunculaceae includes roughly 60 genera and 2,400 species. In the *Flora of Virginia* there are 14 genera and 62 species. A number of taxonomic changes in the *Flora* are summarized in the chart included above.



PRINCE WILLIAM WILDFLOWER SOCIETY
A Chapter of the Virginia Native Plant Society
P.O. Box 83, Manassas, Virginia, 20108-0083

Next Meeting: Monday, January 19, 2015, 7:30 p.m.
“Deep of Winter: Annual PWWS Member Slideshow”
Bethel Lutheran Church, Manassas, Va. 20110