

The



Leaflet

Piedmont Chapter Annual Meeting at the Clifton Institute—Karen Hendershot WINTER 2019

Sunny skies greeted Piedmont Chapter members at our annual chapter meeting and potluck picnic on October 13 at the Clifton Institute. As we looked out over the upper pond and watched eagles soaring high above us, we enjoyed a terrific meal. Chapter president Karen Hendershot reviewed the year's activities and led the election of the chapter board, welcoming two new board members, Emily Sinclair and Phoebe Muenger. Sally Anderson gave Karen a plant and a book, thanking her for her service.



After our meeting, Clifton Executive Director Bert Harris led a tour of the Upper Woodcock Field after showing us the fruits of a White Turtlehead (*Chelone glabra*) in a damp, shady area near the main house with a brown spider (look closely to the right) hiding in the flower remnants. University of Delaware professor and author of Bringing Nature Home, Doug Tallamy, who was in the area to give a talk, joined us for the walk.

The characteristic reddish-purple tinges of Little Bluestem grass (*Schizachyrium scoparium*) dominated the field. Bert also showed us a Yellow Giant Hyssop (*Agastache nepetoides*), holding its fruit erect like a huge chandelier. Sally Anderson noted the square stem typical of the Mint family (*Lamiaceae*).

The field also offered some interesting comparisons. Most of us are familiar with invasive Chinese Bush-clover (*Lespedeza cuneata*), with its leaflets widest at the tip. At Clifton it grows close to the native Slender Bush-clover (*L. virginica*), with leaflets widest near the middle. (See page 8 for leaf comparisons.) We also saw scarlet leaves of both Smooth Sumac (*Rhus glabra*) and Winged or Shining Sumac (*R. copallinum*). The former had dense compact, bright red drupes,



(continued on page 2)



The Virginia Native Plant Society (VNPS), founded as the Virginia Wildflower Society in 1982, is a non-profit organization of people who share an interest in Virginia's wild plants and habitats and a concern for their protection.

The Piedmont Chapter is a sub-group of VNPS in the northern part of Virginia east of the Blue Ridge Mountains. It includes Loudoun, Fauquier, Culpeper, Rappahannock, Warren, Clarke, and Frederick counties.

The Leaflet is published by the Piedmont Chapter of VNPS. Permission is granted to reproduce material with credit to the source.

The Leaflet can be seen online in color at

www.vnps.org/piedmont

The Chapter's email address is piedmontvnps@gmail.com

OFFICERS

President, vacant
Vice President, vacant
 Cathy Mayes *Treasurer*
mayesCD@aol.com
 Sally Anderson, *Secretary*
rccsca@comcast.net

DIRECTORS

Ellie Daley
pedaley@verizon.net
 Karen Fall
kfall4@comcast.net
 Diane Krumme
diane.krumme@gmail.com
 Phoebe Muenger
PJM Wenger@gmail.com
 Bryan Payne
paynecb@gmail.com
 Mary Keith Ruffner
cootehillfarm@aol.com
 Emily Sinclair
ESinclair89@gmail.com
 Jocelyn Sladen
jsladen616@gmail.com
 Emily Southgate
ewbsoutgate@gmail.com
 Richard Stromberg
risy@embarqmail.com
 Blanca Vandervoort
blanca@nelsoncable.com
 Robin Williams
robinspony2@gmail.com

Piedmont Chapter Annual Meeting (continued)


while the latter had not only winged rachises but also open, smaller drupes. Sally and Bert used the "Flora of Virginia" app to key the Ironweed (*Vernonia*) species. Its dark pappi and phyllaries with elongated pointed tips indicated New York Ironweed (*V. noveboracensis*).



Our walk took us past a Persimmon tree (*Diospyros virginiana*) with nearly ripe, orange fruit. Unfortunately, this tree was also bearing the yellow-fruited vine of the highly invasive Oriental Bittersweet (*Celastrus orbiculatus*).

We were amazed by a large colony

of Orange-fruited Horse-gentian or Coffee Tinker's-weed (*Triosteum aurantiacum*). Most stems bore lots of fruit, whorled around the leaf axils.



As we left, we enjoyed a bit of serendipity. Bryan Payne had just asked Sally if she could identify the plant in a picture a friend had sent him and, within minutes, we encountered a unique real-life example. Floating high in a tree like a pale apparition behind the still-green leaves of a Black Willow (*Salix nigra*) was a tangled, fluffy formation. We checked the leaflets and found that they were lobed, showing that it was Virgin's-bower (*Clematis virginiana*) in fruit. Smooth margins on the leaflets would have pointed to the invasive Japanese Sweet Autumn Clematis (*Clematis ternifolia*). (See page 8 for leaf comparisons.)

Thank You Note to the Piedmont Chapter—from Eleanor Harris, Clifton Institute Managing Director

Thank you so much for supporting our Young Explorers camps. You helped us provide a high quality camp at low cost to kids from our community. In total, 50 campers attended the two sessions of Young Explorers camp. We started every morning of camp with a short session of yoga on the lawn to stretch our bodies and prepare ourselves to make mindful observations in nature. We spent the next three hours exploring the various habitats on the field station. The campers got to look for crayfish and play in our streams. They were proud of themselves for trekking through the forest on an all-day hike. They held an impromptu dance party under the tent where we took shelter from a rainstorm. They made excellent observations of native plants and animals, learned about the effects humans have on our ecosystem, and talked about what they could do to protect the environment. In the afternoons they ate a healthy lunch and did activities that reinforced what they learned on the hikes. One afternoon, we gave the campers construction paper, paper clips, Q-tips, and other materials and challenged them to make "seeds" that would disperse on the wind as well as real ones. Another afternoon, they participated in "animal Olympics" competing to do things like stand on one leg as long as a Great Blue Heron or flap their wings as fast as a hummingbird.

We have heard great feedback from parents. One told us (continued on page 3)



Thank You Note— from Eleanor Harris, Clifton Institute Managing Director (continued)

that since camp, "[my daughter] has pointed out different species of bugs, talked about why it is important to clean up litter, and pointed out invasive species." Another wrote that "[my son] has taken his nature journal outside, he's expressed interest in exploring our woods, and is actually (finally) going through them on his own." Thank you again for your support! We hope to see you all out here sometime soon.



Bert Harris

Piedmont Chapter Hosts VNPS Annual Meeting—Karen Hendershot



Jenny & Woody Bousquet

The Piedmont Chapter hosted the State-wide VNPS Annual Meeting on September 27-29 in Front Royal. On opening night Dr. T'ai Roulston talked about the many insects found on Ground Cherries (*Physalis* spp.). On Saturday, Dr. Woodward Bousquet described the successful effort he and his students undertook to save the Abrams Creek Wetlands in Winchester from encroaching development.



T'ai Roulston

Nancy Vehrs

The event featured twenty-eight hikes and workshops, book, t-shirt and botanical print sales, information tables, a plant raffle, and provided many moments of fun. Saturday night we had a special treat in Jerome Prochaska's sketch of what it's like to be a spouse of a native plant society member. We'll be talking about "swearing on a stack of *Floras*" and the "two Sally Andersons" for years. More pictures on the next page.



Piedmont Chapter Hosts VNPS Annual Meeting—A Pictorial Review



Brenda Crawford & Karen Newlin sell the new Piedmont Chapter t-shirts

Nancy Vehrs



Mary Keith Ruffner selling books

Nancy Vehrs



Phyllis Fevrier (Upper James River) looks at the list of all the activities

Nancy Vehrs



Jerome & Marjorie Prochaska

Nancy Vehrs




Peggy Kenney talks with Gary Fleming at Hawksbill in SNP

Nancy Vehrs



Compton Peak Basalt Columns SNP

Sally Anderson




Jocelyn Sladen & Bert Harris

Nancy Vehrs



Tuscarora Trail on Great North Mountain—Karen Hendershot

On November 10, Sally Anderson led 15 participants on a two-stage adventure that took us eventually to the Tuscarora Trail on Great North Mountain along the West Virginia border. But our first stop was less than a mile northwest of the village of Lebanon Church, where Sally showed us a magnificent Shagbark Hickory (*Carya ovata*). At the Thompson Wildlife Management Area and elsewhere, we have observed Red Hickories (*Carya ovalis*) that shed their bark – but nothing like the big plates of bark on this tree! We also examined the nuts, which had thick husks similar to Mockernut Hickories (*Carya tomentosa*) but Sally noted that the husk on the fruit of the Shagbark tends to split entirely to the base when ripe, while on the Mockernut it splits only partly down.



On the Tuscarora Trail there was plenty to see. We found fallen leaves of both Sugar Maples (*Acer saccharum*), with curved, u-shaped sinuses, and leaves of Red Maples (*Acer rubrum*), with sharp sinuses and notably toothed lobes. There was Eastern White Pine (*Pinus strobus*) with five needles bundled together. We thought from a distance that we were looking at a Table-mountain Pine (*Pinus pungens*), which can be found in the area but the spines on the fallen cones were not prominent enough. Closer inspection revealed it to be Pitch Pine (*Pinus rigida*), recognizable by the epicormic needles sprouting from the trunk. Sally and Emily Southgate were also pretty certain that they had identified an American Chestnut (*Castanea dentata*). But we only found leaves of the many Chestnut Oaks (*Quercus montana*) in the area, which do not deteriorate as fast and also lack the distinctive teeth of the Chestnut. (See page 8 for maple and chestnut/chestnut oak leaf comparisons.)



Nestled among the crackling yellow and brown fall leaves at our feet were many instances of green. Striped Wintergreen (*Chimaphila maculata*), occasionally with its round fruit intact, was abundant. Appalachian Rock Polypody fern (*Polypodium appalachianum*) brightened the path, and is shown on the next page with the many sporangia – the reproductive material of ferns – on the underside of the leaf. Rocks were covered with life, including the tiny Pixie Cup Lichen (*Cladonia asahinae*) growing on Haircap Moss (*Polytrichum* spp.).

Especially delightful on this beautiful day was the Witch Hazel (*Hamamelis virginiana*) with blossoms sparkling like bright yellow pompoms. It was one more thing making us a group of happy campers.


More pictures on the next page.





Sunday	Dec 15	1pm	Morven Park Sunday Walk
Loudoun County. Phil Daley will lead a walk in Morven Park. For information email piedmontvnps@gmail.com .			
Sunday	Jan 12	1pm	Arlington Woods Sunday Walk
Arlington. Rod Simmons, Alexandria Natural Resource Manager/Plant Ecologist, will lead a walk in an old-age forest remnant. For information email piedmontvnps@gmail.com .			
Sunday	Jan 26	2pm	Winter Speaker Event: Growing Hope; backyards and beyond
Fauquier County. Emmanuel Episcopal Church Parish Hall, 9668 Maidstone Rd., Delaplane. Matt Bright, Conservation Manager at Earth Sangha Wild Plant Nursery and another speaker TBA will speak. Free, refreshments provided. For more information, email piedmontvnps@gmail.com . Talks are being planned for February and March.			
Sunday	Feb 9	1pm	Sunday Walk
Being planned. For information email piedmontvnps@gmail.com .			

Tuscarora Trail at Great North Mountain—Pictures





North American Weed Classical Biological Control Research and Development Program— a letter from the scientists

Dear researchers and research supporters,

We advocate more research for host specific, effective, biological controls of non-native invasive plants in our region. Current ongoing research projects include Chinese Privet, Japanese Stiltgrass, Common Reed, Hydrilla, Oxeye Daisy, Common Tansy, Field Bindweed, Giant Reed, Giant Salvinia, Beefsteak Plant, Small Carpet Grass, Russian Olive, Russian Thistle, Scotch Broom, Water Hyacinth, wavyleaf Basketgrass, Yellow Starthistle, and Fig Buttercup. Federal and State agencies, researchers, and Universities conducting this research are listed in North American Weed Classical Biological Control Research and Development Program Directory and Contacts Version 1, February 13, 2018.

https://bugwoodcloud.org/ibiocontrol/publications/Weed_Classical_Bio_Ctrl_Directory_Contacts-2-13-28.pdf as well as Q-Bank, 2013 and <https://www.ncagr.gov/PLANTINDUSTRY/Plant/bioctrl/index.htm>.

Thank you Alec McClay (McClay Eco-science, Sherwood Park, Alberta, Canada), Jeffrey Littlefield (Montana State University), Scott Horn (USDA USFS), Michael D. Ulyshen (USDA USFS), Yanzhuo Zhang (University of Georgia), Nathan Michael Kleczewski, Richard Reardon, USDA USFS FHAAS, S. Luke Flory, University of Florida, Bernd Blossey (Cornell University), Patrick Häfliger, Rob Bouchier (AAFC, Lethbridge, Canada), Richard A Casagrande, Harriet L. Hinz (CABI Switzerland), David Schisler, James Cuda (UF-IFAS), Matthew Purcell (CSIRO), Sonja Stutz (CABI Switzerland), John Goolsby (USDA ARS), Patrick Moran (USDA ARS), Javid Kashefi (USDA ARS EBCL), Massimo Cristofaro (BBCA), Maricela Martinez Jimenez (Instituto Mexicano de Tecnología del Agua), Rodrigo Diaz, FUEDEI (Argentina), INIA (Uruguay), Rosemarie De Clerck-Floate, Philip Weyl and Urs Schaffner (CABI Switzerland) in collaboration with Massimo Cristofaro (BBCA), Sharlene Sing, Paul Pratt, Jennifer Andreas, Scott Onetto (University of California Cooperative Extension, Jackson, CA), Phil Tipping, Guillermo Cabrera Walsh (FUEDEI), Lincoln Smith, and Donna Foster.

We request that you provide additional support to these researchers to find safe and effective biological controls for these non-native invasive species. This way to save our native ecosystem from non-native invasive species is beyond cut, pull and spray.



**PIEDMONT CHAPTER
 VIRGINIA NATIVE PLANT SOCIETY
 P.O. BOX 336
 THE PLAINS, VA 20198**



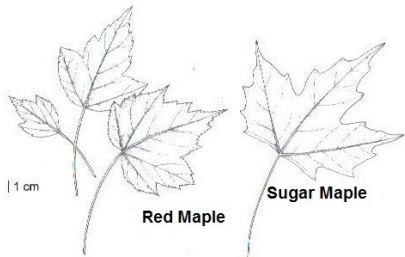
page 8

The Leaflet



WINTER 2019

Leaf Comparisons



Illustrations from the *Flora of Virginia* by Lara Call Gastinger. © The Foundation of the Flora of Virginia Project Inc. Used by permission.

