

Spring, 1984



# The Bulletin


Vol. 3, No. 1

A publication of the Virginia Wildflower Preservation Society

## VWPS BOARD NOTES

A generous gift from the Arundel family and Jocelyn Alexander has made it possible for the VWPS to welcome Ardyce Kinsley of Alexandria as the Society's first part-time salaried staff member. The position was made possible by a \$3,000 grant from the Wildcat Foundation. The grant also provides for the purchase of office equipment.

The Society extends its deep gratitude to the Wildcat Foundation.



1984 VWPS Membership flyers are now available for distribution. Any person wishing to know more about chapter development or the Society's active chapters is encouraged to contact the pertinent Membership Chairman:

VWPS: P. O. Box 844, Annandale, VA 22003  
Potowmack Chapter: P. O. Box 161, McLean, VA 22101  
Prince William Wildflower Society:  
P. O. Box 83, Manassas, VA 22110

In 1984, the VWPS anticipates the formation of chapters in Williamsburg, Richmond, Roanoke Valley, and the Fauquier/Loudoun County area. Some members may wish to transfer their present chapter or At-large affiliation to a newly-formed chapter in their area. During each fiscal year, a VWPS member is entitled to one transfer at no charge. To request a transfer, contact the VWPS Membership Chairman.

*We look forward to an exciting spring with you!*

  
Mary Painter  
President

## CLAUDE MOORE TRACT IN JEOPARDY

by Susan McSwain

In 1975, Dr. Claude Moore donated a 357-acre property in Sterling, Virginia to the National Wildlife Federation to be used as an outdoor laboratory for wildlife study. Ideally situated only 30 miles from Washington, D.C., the Claude Moore Conservation Education Center is accessible to large numbers of people.

The NWF now wants to sell the property.

The land has a wide variety of natural habitats where wildlife, such as fox and deer, abounds. Over 600 species of vascular plants have been identified, including rarities like the closed gentian (*Gentiana andrewsii*) and the northern prickly ash. Some of the more significant plant species occurring on the property include Turk's cap lily, ragged-fringed orchis, putty root, pennywort and quillwort.

Nearly a third of the 195 species of birds identified there have nested on the property. Two large ponds are managed for aquatic life and waterbirds, and another shallow "frog pond" provides free symphonies in spring and summer.

Throughout the year, the Center's resident naturalist conducts nature walks on Monday mornings. There is bird-banding most Sunday mornings with the public invited to observe and even participate. A butterfly group also meets on weekends to catalog the species of moths and butterflies found on the property. In winter, the Moore Center is a "hot spot" for birders participating in the annual Seneca Christmas Bird Count. Interpretive trails wind through mini-ecosystems, from pine stands and oak woods to open meadows and creek bottom land. Trails are not just for people; some are lined with nest boxes for bluebirds and the 5-mile-long perimeter trail is popular with horseback riders.

(Cont. pg 7)

## VIRGINIA'S PROTECTION FOR ENDANGERED PLANTS

Members of the Virginia Wildflower Preservation Society should know that there are fifty to eighty rare plant species found in Virginia that need special protection if they are to survive. Virginia has a law that offers such protection, but the program needs increased public support if it is to help our beautiful wildflowers. Who better to rally such support than the members of the VWPS?

The Endangered Plant and Insect Act was passed by the state legislature in 1979. One of the primary reasons for its passage was the requirement by the federal government that the state regulate the collection of ginseng as a condition for export of the plant's roots to Asia for the manufacture of tea. Consequently, ginseng is one of the two plant species protected by the Act. The law establishes a season for collection of ginseng roots and requires that root dealers be registered.

The Act also sets-up a general program to protect rare plant species. Responsibility for implementing the law belongs to the Commissioner of the Department of Agriculture and Consumer Services, per final approval of the Board of that Department. The Commissioner is also assisted by the State Botanist. Donald Kludy, the State Entomologist, is currently the acting State Botanist.

Any additions to or deletions from the Virginia Endangered Species list recommended by the Board of the VADCS must be approved by joint resolution of the Virginia General Assembly. Any regulations proposed by the VADCS Board are subject to review and approval by the Regulation Review Committee of the Virginia General Assembly. There would be extreme reluctance on the part of the current Virginia General Assembly to tackle new legislative amendments unless a critical need can be demonstrated for listing of candidate species under Virginia's Endangered Plant and Insect Act. The VADCS Board has not proposed the listing of any additional species.

The only plants now protected by Virginia are the two species included at the time of enactment: ginseng (*Panax quinquefolius*) and the round leaf birch (*Betula uber*). The latter is listed by the U.S. Fish and Wildlife Service as Endangered. The Board is currently considering whether to add the small whorled pogonia (*Isotria medeoloides*), an orchid also listed as Endangered on the U.S. list.

The law prohibits collection of listed plant species except for scientific, botanical, or educational purposes. Collecting for these purposes is regulated by a system of permits issued by the Commissioner. To date, no implementing regulations have been issued because of the requirement that they be approved by the state legislature.

The Commissioner of Agriculture is authorized by the law to establish other programs to protect rare plant species, including acquisition of land. Under this authority, the State participates in the round leaf birch recovery program developed under the U.S. Endangered Species Act. The Commissioner may also negotiate cooperative agreements with federal agencies to conserve rare plants. The U.S. Endangered Species Act provides some matching funds from the U.S. Fish and Wildlife Service if such an agreement is signed (although federal appropriations for this program have been very low under the Reagan Administration). Presently, any Virginia plant species included on the U.S. Endangered or Threatened Species List must also be listed under Virginia's Endangered Plant and Insect Act if Virginia is to be eligible for federal funds.

Virginia, like 30 other states, has a tax check-off program which helps to fund non-game wildlife conservation programs. Citizens may indicate on their state tax forms that they wish to donate some portion of any tax refund due them to this program. Unfortunately, the tax check-off does not include the endangered plant program, but only animal species under the jurisdiction of the Commission of Game and Inland Fisheries.

Clearly, concerned citizens of the Old Dominion have their work cut out for them if public support is to be gained for an effective plant conservation program. Faith Campbell, VWPS Conservation Committee chairman, is exploring how we should proceed. If you are interested in assisting with this project, please contact her at (703) 978-0575 evenings or (202) 223-8210 days.

---

### A MEMBERSHIP IN THE VWPS . . .

. . . is a thoughtful gift for friends or family on any occasion. A gift card, such as the one featured below, has been developed to enhance the presentation of your gift.

Please allow three weeks lead time and specify the date before which you wish the announcement to arrive.

Remember those special dates in a unique way and at the same time support the Society.



*Announcing*

*A Gift Membership For You  
in the*

*Virginia Wildflower Preservation Society*  
*Compliments Of*

## A RETURN TO WILLIAMSBURG

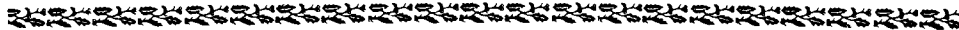
The Williamsburg area is again the location of the VWPS Spring Field Trip on April 7-8. Participants are welcome to attend for one or both days.

This year the focus is the flora of highly calcareous soils developed in areas near their northern distributional limit, for example, southern sugar maple and buckthorn; mountain species rare and disjunct in the coastal plain such as mitrewort and alternate-leaved dogwood; and more broadly distributed "old favorites" such as yellow lady's slipper and showy orchis.

### SCHEDULE OF EVENTS

- Saturday 1:30 p.m. Meet at PBK parking lot on Jamestown Road (The College of William and Mary campus) for a foray through the College Woods.
- 5:30 p.m. Meet at Kreitz's cabin on Diascund Creek for Pot Luck Supper. Here there is ample opportunity to explore cypress swamps and freshwater tidal marshes. Directions: From campus, take Rte 60 WEST about 3 miles after Pottery Factory. Watch for abrupt left turn and stop light at "Anderson's Corner." Turn left with the highway, Rte 60. DO NOT GO STRAIGHT. Approximately 7 miles, turn left on to Rte 1002. This dead-ends in a mile. Go left on Rte 627 and then next left (less than 1/4 mile) on 1010 at low wooden sign, "The Colonies." Second left on Diascund Point Drive. Go to end and turn right into Kreitz's driveway. If you get lost call (804) 966-2932 for help.
- Sunday 9:00 a.m. Meet at William and Mary Hall parking lot to carpool to field trip location on Grove Creek via Colonial Williamsburg's "Country Road."
- 12 noon Brown bag lunch at Gazebo, Wild Flower Refuge, William and Mary campus.
- 1:00 p.m. Rockefeller Woods and other outings for small groups.

Those who wish to attend should contact Mary Painter by March 28. Phone: 573-7747. Participants will be asked to provide a dish for the Pot Luck Supper. Because this is the popular Williamsburg Garden Symposium weekend, lodging reservations should be made early. The Captain John Smith Motel and Minuet Manor have reasonable rates. There are campgrounds for tenters. For further information, contact Donna Ware: (804) 253-4240 days; (804) 565-0657 evenings.



### VWPS FIELD TRIP - MAY 19 - FLEMING FARM,

### THE PLAINS, VIRGINIA

Various habitats will be featured: young and old field types; mountain stream valley; sloping oak/hickory community; rich, mesic, north-facing ravine with outstanding micro-communities of a wide variety of ferns and other rock-dwelling plants.

#### Schedule

10:00 a.m.-12 noon: 1st circuit (1 mi.): Stream valley trail down to old field, one short uphill stretch, along mountain slope to rock outcroppings.

12:15-1:30 p.m.: Bring a bag lunch and beverage for a lawn picnic at the Fleming's lovely farm.

1:30-----: 2nd circuit (over 2 hrs/slightly longer than a mile): A somewhat more rigorous walk with some steep sections and occasional "beating through" uncleared growth.

Directions: From I-66, take Rt. 245 (Old Tavern/The Plains exit). Turn left on 245 towards Old Tavern. Drive about 2 mi. Cross Rt. 17 and continue straight on as the paving becomes a gravel road. At its end, bear left and go up long driveway. Meet at large parking area at top of driveway. Approx. 40 mi./45 mins. from Capital Beltway's I-66 exchange.

To check on status of trip, call Gary Fleming at (703) 364-1236 between 8:30 and 9:00 a.m. only if weather appears doubtful. Raindate: Same time, same place on 5/20.

Long pants, hat, and hiking boots highly recommended.

A few of the many interesting plants to be found at this site include: many orchids, White Goat's Beard, Bowman's-root, Yellow Starflower, Wild Comfrey, Golden Alexander, Gallium Lati-folia, Praenathes trifoliata, Clematis ochroleuca. Trees: Fringe Tree, Bladdernut, Paw Paw, Eastern Hophornbeam, Shagbark Hickory, Wild Sarsaparilla.

Walk leader Gary Fleming has located on his property numerous plants not recorded in The Atlas of the Virginia Flora for Fauquier County. The walks will particularly delight fern lovers: Polypody, walking fern, Lyco-podia, silvery spleenwort, Pellaea atropurpurea, masses of Adiantum pedatum.



The VWPS will hold a Summer Gala Auction which should provide fun for all of us as well as necessary revenue.

**PLEASE HELP SUPPLY AUCTION ITEMS!**

A wide variety of both goods and services are needed. We welcome items which do or do not necessarily relate to botanical or environmental concerns. Some suggested donations: Your favorite Greek villa, with staff; or, lacking that, an old brass fire fender; or, you could cater a cocktail party; or weed the high bidder's garden.

Receipts for the declared value of gifts will be provided for tax purposes.

Please return the form, by April 5, to Jocelyn Alexander, 700 New Hampshire Avenue, Apt. 421, Washington, D.C. 20037. For further information, phone Jocelyn at (202) 965-1458.

SUMMER GALA AUCTION

Name \_\_\_\_\_

Address \_\_\_\_\_

City \_\_\_\_\_ State \_\_\_\_\_ Zip \_\_\_\_\_

Phone \_\_\_\_\_

| <u>Item Description</u> | <u>Estimated Value</u> |
|-------------------------|------------------------|
| _____                   | _____                  |
| _____                   | _____                  |
| _____                   | _____                  |

☐ I am interested in helping with the auction.

☐ I will bring a buffet item to the auction

**A SPECIAL BOOK VALUE FOR OUR MEMBERS**

The New Wild Flowers and How to Grow Them by Edwin Steffek, editor of Horticulture and other leading journals.

In this revised and expanded edition of his highly regarded volume, Edwin Steffek discusses more than 550 species and greatly increases the coverage of Rocky Mountain and Pacific Coast natives. The color plates of the first edition are replaced with splendid color photographs. Many of you who found the original book so useful, as well as those of you just starting out, will look to this new edition for even better guidance in the delightful endeavor of wildflower growing.

Paperbound, 172 pages, the book includes 50 color plates and 100 black and white illustrations. Special VWPS price: \$19.95 (a savings of nearly \$5 on each copy and shipping costs). Your book will be mailed directly to you. Please submit your check or money order (made payable to VWPS) to:

VWPS - Book Order  
P. O. Box 844  
Annandale, VA 22003

Please send me \_\_\_\_\_ copy(ies) of The New Wild Flowers and How to Grow Them @ \$19.95 ea. Price includes shipping and handling. Please enclose check or money order.

Name \_\_\_\_\_

Address \_\_\_\_\_

City \_\_\_\_\_ State \_\_\_\_\_ Zip \_\_\_\_\_

You may submit your own form to avoid cutting Bulletin pages.

VIRGINIA WILDFLOWER PRESERVATION SOCIETY

BALANCE SHEET

for the period ending 31 October 1983

EXPENSES

|                           |            |
|---------------------------|------------|
| Office Supplies           | \$ 340.66  |
| Office Equipment          | 155.90     |
| Administrative            | 342.96     |
| (telephone, legal, bank,  |            |
| annual meeting, etc.)     |            |
| The Bulletin/postage      | 769.49     |
| Fund Raising              | 261.94     |
| Capital (slide equipment) | 460.15     |
|                           | \$2,331.10 |
| Accounts Payable          | 183.83     |
| Cash on Hand              | 975.28*    |

TOTAL \$3,490.21

INCOME

|                        |      |            |
|------------------------|------|------------|
| Dues (VWPS share only) | 1983 | \$1,162.84 |
|                        | 1984 | 550.00     |
| Fund Raising           |      | 1,216.78   |
| Contributions          |      | 349.62     |
| Interest               |      | 57.70      |

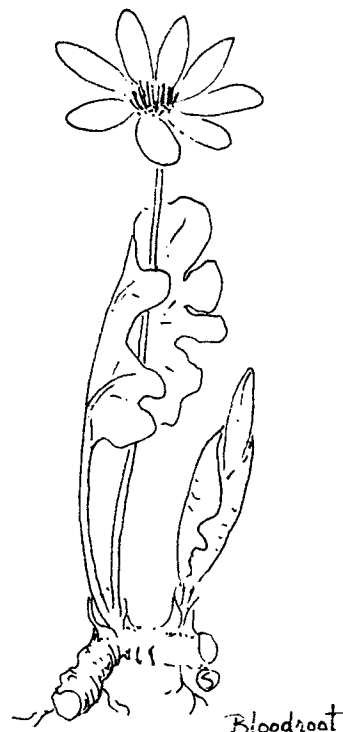
\$3,336.94

Reserve (beginning 1983) 153.27

TOTAL \$3,490.21

\* Includes \$550. in 1984 dues

The books have been audited and corrected.



. . . when you yearn for a pleasant break from driving chores, the following conservation groups, with whom the VWPS exchanges newsletters, may be able to direct you to a wildflower garden or meadow in their area. Your letter seeking information should include travel dates and itinerary.

North Carolina Botanical Garden  
UNC-CH Totten Center 457-A  
Chapel Hill, NC 27514  
Attn: Harry Phillips

Florida Native Plant Society  
Florida Conservation Foundation, Inc.  
935 Orange Ave.  
Winter Park, FL 32789

West Virginia Native Plant Society  
Box 113  
Norton, WV 26285

Tennessee Native Plant Society  
Dept. of Botany  
University of Tennessee  
Knoxville, TN 37916

Native Plant Society of Northeastern Ohio  
6 Louise Drive  
Chagrin Falls, OH 44022  
Attn: A. K. Malmquist

Minnesota Native Plant Society  
220 Biological Sciences Center  
1445 Gortner Avenue  
University of Minnesota  
St. Paul, MN 55108

Northern Nevada Native Plant Society  
Box 8965  
Reno, NV 89507

Utah Native Plant Society  
480 F Street  
Salt Lake City, UT 84103  
Attn: Jennifer Harrington

Native Plant Society of Texas  
Box 23836 - TWU Station  
Denton, TX 76204

California Native Plant Society  
2380 Ellsworth Street - Suite D  
Berkeley, CA 94704

Native Plant Society of Oregon  
c/o Berry Botanic Garden  
11505 SW Summerville Avenue  
Portland, OR 97219

Wyoming Native Plant Society  
1603 Capitol Avenue - #325  
Cheyenne, WY 82001



The Washington and Old Dominion Trail is one of the most unusual and popular parks in Northern Virginia. Built on the right-of-way of the former railroad, the W&OD is a 100-foot wide strip of parkland that stretches from the Potomac to the Blue Ridge through the urban heartland of Northern Virginia.

The Northern Virginia Regional Park Authority signed a contract to have constructed and paved the two-mile Arlington section of the W&OD Trail between Columbia Pike, at Four Mile run, and Tuckahoe Street, near the Leesburg Highway---I-66 interchange at the Falls Church boundary.

In addition to paving, construction will include building five bridges over Four Mile Run, a stream which wends its way along and across the right-of-way several times. Other construction includes stabilization of several steep embankments, installation of railings at hazardous bluffs, and correction of drainage and erosion problems.

West of Vienna, the Authority has purchased an easement to connect the W&OD Trail to a 90-acre tract that it plans to develop as an arboretum. This expands the Authority's concept of the W&OD Trail as a recreational corridor connecting a variety of wayside parks throughout Northern Virginia.

The Park Authority also authorized the staff to engage an engineering firm to develop plans for paving the W&OD Trail in Loudoun, from Herndon to Leesberg, and for constructing a parallel trail for horseback riders similar to its dual trails west of Vienna.

On Thursday, March 29, the consulting engineers will show sketches, describe and explain the plans for developing the trail and answer questions from the public.

On Thursday, April 19, the public will have an opportunity to comment on the plans at a public hearing before the 12-member board of the Regional Park Authority.

Both public meetings will begin at 7:30 p.m. at the headquarters of the Northern Virginia Regional Park Authority, 11011 Popes Head Road (corner of Route 123) in Fairfax, VA.

---

#### VWPS T-SHIRTS

The VWPS is planning T-shirts to promote the Society, spur awareness of wildflowers and plants, and raise a bit of money.

WE NEED HELP WITH DESIGN AND SLOGAN IDEAS!

Please submit your ideas to Jocelyn Alexander (see address on pg.4) by phone or mail, before April 10. There will be an award for the best entry.



- 18 BUDS, BARK, AND SUCH. 2-3:30 p.m. Potomac Overlook Regional Park, North Arlington. Explore the nature trails with a park naturalist and learn how to identify trees by buds, bark, nuts, and fruits. Bring a hand lens and tree identification book IF you have them. Free, but reservations are required. Phone 528-5406.
- 25 INTRODUCTION OF SPRING WILDFLOWERS. 2-3:00 p.m. Hidden Pond Nature Center, Springfield. A slide presentation of the varied and beautiful wildflowers soon to bloom. Discussion will include identification and when and where to find upcoming flower blooms. Free.
- 30 WILDFLOWERS OF COASTAL WETLANDS, MARSHES AND STREAM BANKS. 10:30 a.m. Dolley Madison Library, McLean. A slide program by Diane Lewis, Potowmack Chapter.
- 31 VWPS COFFEE & CHAPTER CHARTER MEETING, FAUQUIER COUNTY. 9:30 a.m. Summer House, Great Meadow, Warrenton. Information: Mary Painter, 573-7747.
- 31 FOUNTAINHEAD REGIONAL PARK HIKE. 1-3:00 p.m. A Spring Discovery Walk with a NVRPA naturalist who will point out seasonal changes in the forest and identify early spring bloomers and budding trees. Park is free. For reservations and more information, phone 528-5406.

## April

- 7 VWPS SPRING FIELD TRIP. Williamsburg Area. See article on page 3
- 8-11 38th WILLIAMSBURG GARDEN SYMPOSIUM. Lectures, tours of Williamsburg's gardens, exhibition buildings, craft shops, Carter's Grove Plantation, Bassett Hall; teas, clinics, workshops, reception, concert and luncheon. Theme: "Wildflowers." Featured speaker: Lady Bird Johnson, National Co-chairman of the National Wildflower Research Center. \$125 fee covers full agenda. Inquiries: Mrs. Trudy Moyles, P. O. Drawer C, Williamsburg, VA 23187. See article on VWPS Spring Field Trip regarding lodging.
- 9 VWPS RECEPTION & CHAPTER CHARTER MEETING, WILLIAMSBURG. 7:00 p.m. Room 100-Millington Hall on New Campus, William and Mary College.
- 15 PRINCE WILLIAM WILDFLOWER SOCIETY WILDFLOWER WALK. 1:30 p.m. Conway Robinson Memorial Forest, Rt. 29-211, Gainesville. Meet at picnic shelter.
- 25 LANDSCAPE DESIGN PROGRAM. George Washington University, 801 22nd St., Washington, D.C. 6-week course with lectures on Wednesday evenings 7-10 p.m. Field trips, Saturdays, April 28, June 2, from 9 a.m. to 12 noon. Instructors: Craig Tufts, National Wildlife Federation; Ted Bradley, Botanist, George Mason University; Mary Miller, Landscape Architect, Miller, Wihry & Lee. Fees: Lectures only - \$100; Lectures/studios/field trips - \$200. For more information, contact Piera Weiss (202) 676-5758.
- 25 NATURE PHOTOGRAPHY WORKSHOP. 7:30-8:30 p.m. Huntley Meadows Park, 3710 Lockheed Blvd., Alexandria. Award-winning nature photographer Fred Siskind will present his nature photos and discuss his techniques. The presentation is followed by a field photography session on Saturday, April 28, from 6:30-9:30 a.m. \$4.00 per person. Reservations required. Phone: 768-2525.
- 28 PWWS WILDFLOWER WALK. 9:30 a.m. Leesylvania State Park, Neabsco Rd., Woodbridge. Meet at Pilor House parking lot.

## May

- 4-6 PWWS PLANT SALE. Manassas Mall, Sudley Road, Manassas. During regular Mall hours.
- 5 PWWS PLANT SALE. 10:00 a.m. - 5:00 p.m. Dale City Fire House, Dale Blvd., Dale City.
- 9 HOW TO GROW WHAT. 7:30 p.m. Green Spring Farm Park. A slide lecture by Barbara Stewart, Potowmack chapter member, regarding cultivation of those plant species being offered at the chapter's spring Wildflower Sale.
- 12 PWWS PLANT RESCUE. 10:00 a.m. Location to be announced or call Elaine Haug at 670-2347.
- 13 POTOWMACK CHAPTER MOTHER'S DAY GARDEN PARTY & PLANT SALE. Noon to 5:00 p.m. Green Spring Farm Park.
- 13 PWWS WILDFLOWER WALK. 1:30 p.m. Conway Robinson Memorial Forest, Rt. 29-211, Gainesville. Meet at picnic shelter.
- 19 VWPS FIELD TRIP. 10:00 A.M. Warrenton/The Plains area. Fleming Farm. Raindate: May 20. See details in this issue of The Bulletin, page 3
- 20 GRAND OPENING & RIBBON CUTTING, WILDFLOWER DISPLAY GARDEN. 2:00 p.m. Nature Center, Prince William Forest Park, Triangle.
- 26 PWWS PLANT RESCUE. 10:00 a.m. Location to be announced or call Elaine Haug at 670-2347.

## June

- 6 3 PWWS FAMILY PICNIC & WILDFLOWER WALK. 1:00 p.m. Conway Robinson Memorial Forest.

With such a wide and popular range of activities, the sacrifice of this irreplaceable property contradicts NWF's conservation reputation. Had Dr. Moore, 91, who still lives on the property in a house built nearly 200 years ago, wanted to donate money to the NWF, he could have done so. Instead, he deeded a unique piece of land to be preserved and maintained for all to enjoy.

Will the land be sacrificed to suburban sprawl and lost to conservation forever? VWPS members should urge the NWF either to keep the property or to sell it for a nominal fee to another organization which will preserve it.

The property has not yet been sold so there is still time to register your plea with

Dr. Benjamin Dysart, President  
National Wildlife Federation  
1412 16th Street, NW  
Washington, D.C. 20036

And visit the Center! It's open during daylight hours, with self-guiding tour leaflets available at the visitor building. Call 790-4000 for directions.

---

WANTED: Cabinets for the Society's ever-expanding files. Of metal or wood. Prefer 4-drawer but will consider 2-drawer. Donation or possible purchase, new or used. Call Mary Painter, 557-7747.

---



---

## RARE SPECIES

### Donna M. E. Ware

Curator of the Herbarium of the College of William and Mary. Donna has set the stage for the 1983 and 1984 VWPS field trips to the Williamsburg area, providing the early footwork necessary to develop a good itinerary for these outings. She has also single-handedly set-up arrangements for the Society's Chapter Charter Reception scheduled for April 9 in Williamsburg. Donna is co-author of The Atlas of the Virginia Flora. She found, in 1983, a new site of the Isotria medeoloides. Among her research interests is the genus Valerianella, Trillium pusillum, as well as the inner tidal fresh waters in which many of Virginia's rarities are found. Donna leaves in May for a one-year sabbatical in the Ozarks.

### Harry Phillips and the staff of the North Carolina Botanical Garden, UNC, Chapel Hill.

for the recent contribution of wildflower seed, including that of the Echinacea tennesseensis. The North Carolina Botanical Garden staff continues to support and lend guidance to our growing Society.

### Marie P. Davis

a PWWS member and a 1983 chapter board member who, with her husband Paul, is helping in the massive rescue/planting project at Prince William Forest Park. Many species, homegrown by Marie, are to be found within this new wildflower display. She has also contributed generously to her chapter's seed exchange program. Marie currently serves as the PWWS Target Chairman.

## THE EDUCATION COMMITTEE REPORTS . . .

. . . that the first project of the year, a slide/lecture presentation stressing the need to conserve native wild plants and the VWPS's role in accomplishing such conservation, is nearing completion. When complete, the program will be available to interested groups for \$25.

Doris Berger, Education Committee chair, extends the Society's thanks to all the writers, editors, photographers, and artists who worked on the project and reports that VWPS Certificates of Appreciation will be forthcoming.

For the Signature Slide Collection, the Society seeks to acquire a set of slides to illustrate the "Fabulous Forty" list of attractive, easy-to-grow wildflowers for the home garden. To that end, a "Wish List" will be published in The Bulletin. Donations of 35 mm. slides featuring close-ups, single plant, plant colony or other interesting subjects (seeds, seed structure, anomalies) are greatly appreciated. The current "Wish List" includes:

Chicory (*Chicorium intybus*)  
Coreopsis (*Coreopsis pubescens*)  
Maryland Golden Aster (*Heterotheca mariana*)  
Geen Anne's Lace (*Daucus carota*)  
Pasture Rose, aka Swamp Rose (*Rosa carolina*)  
Purple coneflower (*Echinacea purpurea*)  
Yarrow (*Achillea millefolium*)

Please send your photos to Doris Berger,  
3509 Perry Street, Fairfax, VA 22030.  
Phone: 273-3324.

## VWPS CHAPTER REACHES AGREEMENT WITH PARK

The Prince William Wildflower Society and Prince William Forest Park have reached an agreement to establish wildflower display areas in this lovely national park.

The project, which began with late-summer planning sessions between Park Ranger Fred Doyle and chapter members Marie Davis, Elaine Haug and Nicky Staunton, will culminate at the Grand Opening on May 20 at 2 p.m.

A photographic display, the object of admiration and praise at the County Fair, will be the nucleus of the chapter's permanent display in the Park's Nature Center.

Outside exhibition areas will consist of separate sunny and shady sections. These areas, contained within logs, will have woodchip paths for easy visitor access. The Park is furnishing materials and chapter members are supplying plants and labor.

Marie Davis reports that the shady section is almost completely planted with over 100 rescued or propagated wildflowers, ferns and shrubs. For those interested in donating plants, the enclosed blue sheet features a list of "most wanted" species for this project. Only plants indigenous to the Park are being used. They will be labeled with botanical and common names, and a descriptive brochure will be available to Park visitors.

The Park is located on Joplin Road near Triangle, easily accessible from I-95. Follow the signs to the Nature Center for the Grand Opening ceremony.

### RELEASE

All rights are waived and permission is hereby given to reprint any information contained within literature or publications of the VWPS (except where notification is given on the literature) as long as credit is given to the by-line author and permission credit is given to the VWPS, Box 844, Annandale, VA 22003.

## PHOTO CONTEST RESULTS

Three members of the Prince William Wildflower Society took top honors in the VWPS 1983 Annual Photo Contest. They are:

- 1st Place Doris Booth of Middleberg  
Yellow Lady's Slipper
- 2nd Place Judy Mayeux of Manassas  
Pink Lady's Slipper
- 3rd Place Elaine Haug of Dale City  
Chicory

Lloyd Henry of Springfield, a member of the Potowmack chapter, captured Honorable Mention for two entries: Butter and Eggs, and Cut-leafed Toothwort.

The prize-winning photos and all other entries were displayed at the annual meeting in October.

"Thank you" to all participants for your efforts and for giving some of us the courage to enter the 1984 contest.



VWPS member Sarah Richardson will represent the Society at a round table planning meeting in Richmond this month prior to a statewide acid rain conference in April or May. The purpose of the conference is to examine how acid rain is affecting Virginia and what can be done about it. According to the Virginia Wildlife Federation, "In 1981, Virginia's rainfall averaged 15 times more acid rain than unpolluted rain. In 1983, rainfall over 100 times more acid than unpolluted rain was monitored at a site in Chesterfield County. Acid rain is no longer just New England's problem and it is now time for Virginia to act."



*Virginia Wildflower Preservation Society*

P.O. Box 844  
Annandale, Va. 22003

Non-Profit Organization  
U.S. POSTAGE  
PAID  
PERMIT NO. 347  
SPRINGFIELD, VIRGINIA



## THE WONDERFUL ALTERNATIVE

by Steven H. Davis

There is something most wondrous about a wildflower meadow, and in the paragraphs that follow, you will have the opportunity to read about the birth of just such a wonder -- a meadow created according to man's design.

A meadow, quite simply, is nothing more than a relatively open, grassy expanse, and a wildflower meadow merely expands this definition to include a flora replete with flowers that grow naturally in the wild. But this definition need not be quite so narrow in its scope, because a wildflower meadow can be so very much more!

A wildflower meadow can offer continuous bloom, spring through fall, and in virtually every magic hue known to man. A wildflower meadow can provide an alternative to the non-creative, manicured lawn or the "wild area." A wildflower meadow can offer low maintenance, unsurpassable beauty, and most important of all -- it can be the product of one's own creative ability.

With these thoughts in mind, let's now focus on the emphasis of this story, the actual creation of a wildflower meadow. This particular meadow found its beginning at a place called River Farm, since 1973, the home of the American Horticultural Society.

River Farm is a 25-acre piece of Virginia located on the Potomac River some four miles north of Mount Vernon on the George Washington Memorial Parkway in Alexandria. Its public gardens and extensive mowed lawns provided the perfect setting for a wildflower meadow.

We began the preparation for our meadow in April of 1981. Soil tests revealed that our proposed meadow site offered a very balanced soil, reasonably rich and only mildly acid (pH 6.4 to 6.7). Not only was the soil adequate, but because our River Field had been kept as a mowed lawn, we were spared the usual need for the removal of volunteer hardwoods, so often the product of natural, old-field succession.

We designed our six acre meadow with the visitor in mind. To facilitate the visitor contact, we divided our meadow into two sweeping halves, with a central lawned walk separating the two and unfolding upon the banks of the majestic Potomac.

From the drawing table, we proceeded outdoors to begin our physical efforts with the staking of our meadow. Once staked, we first plowed the selected area and then double-disked it (once east to west and once north to south). We then dragged a weighted timber throughout the area to level the surface, in hopes of preventing potential wash-outs during the soon-to-arrive spring rains.

The next step involved our making the decision to proceed with plants or seed. Personally, my conviction is that the very best approach is to go with established plants, but this is indeed an expensive and time-consuming luxury (especially when you are considering six full acres). As you might expect, we chose to use seed.

We investigated some of the prepared mixes offered by a number of very fine seed houses (see following list). Most of these prepared seed mixtures are thoroughly tested and carefully blended before they ever reach the consumer.

A particular mix offered by Spruce Brook Nursery of Litchfield, Connecticut, caught our fancy, and we solicited a donation of seed for our River Farm meadow. We received total support from Spruce Brook, and in mid-April seeded our six acres of readied earth with 50 pounds of donated seed.

Using a cyclone hand spreader, we disseminated all 50 pounds of seed. The dissemination was a "bit" heavier than necessary, as one pound per 1,000 square feet is considered quite adequate, but we wanted to insure that we would do more than just feed our fine feathered friends!

Our chosen mix contained some real beauties: Baby's Breath (a May-October blooming annual), Bachelor's Button (a June-October blooming annual), Black-Eyed Susan (an August-October blooming perennial), Blue Flax (a June-September blooming annual), Bouncing Bet (a June-September blooming perennial), Chicory (a June-July blooming perennial), Columbine (a May-June blooming perennial), Evening Primrose (a May-June blooming annual), Lance-Leaved Coreopsis (a June-September blooming perennial), Ox-eye Daisy (a June-July blooming perennial), Purple Cone Flower (a June-September blooming perennial), Toadflax (a June-September blooming annual), white Yarrow (a June-September blooming perennial), and Woolly Blue Curls (a July-October blooming annual). —————>



To continue our saga, it was in April when our seed reached its proper destination. Everything proceeded perfectly. We were even blessed with a mild rain only minutes after the last seed touched the earth.

"Perfect!" you say. So did we, but perfect was not meant to be.

As the products of germination began to show their form in more and more pronounced fashion, we quickly realized that our first meadow was developing into something far from what we had anticipated. Instead of six acres of wildflowers in beautiful bloom, we were faced with six acres of disgusting pokeweed!

Our seed mixture proved to be absolutely pure, and our "meadow" for at least 50 years (and perhaps for well in excess of 100 years) had been mowed grass. So what was the cause of our dilemma?

The culprit turned out to be viability. Believe it or not, pokeweed seed can remain viable for more than one hundred years. Many, many years ago, a healthy stand of pokeweed had been plowed under, laying to rest a great multitude of seed. With our best intentions, we came along in 1981 and plowed this very same seed to the warm, moist surface where their complete germination needs were met. Alas, what resulted was a most superior stand of pokeweed!

Our reaction? We attacked with vengeance! First, we cut our intruder down to a height of two feet (before fruiting), then we sprayed the remaining stubble with the general herbicide Roundup. Our efforts met with almost total success.

In 1982 we tried again to develop a River Farm meadow, and with far better results. After disking, we reseeded our meadow with the same Spruce Brook seed mixture, and, instead of realizing an overpowering of pokeweed, our meadow came to life as it was always intended.

From the pure white of a flourishing mass of white daisies to the same daisies speckled with the blue of bachelor buttons and chicory, to a tremendous profusion of yellow (also speckled with blue) brought on by the striking evening primrose, to the rich coppers, yellows and oranges offered by the Black-Eyed Susans; ah, what a spectacular mixture and succession of colors we experienced!

Despite man-made efforts, however, nature always seems compelled to interject its own influence, and so it did the very next year, which brought with it extraordinary changes. Through various rates of reseeding within the annuals and the range of survivability and competitiveness within the perennials, we observed very interesting successional trends.

One of the most striking of the "new" shows was put on by the white daisies, which proliferated into unbelievably dense bloom. This wondrous happening, unfortunately, did substantially aid the premature decline of the beautiful primroses and bachelor buttons, but there was no time for remorse. Quickly, the Black-Eyed Susans evolved into a complete replacement, and offered a quite supreme display of their own -- that was equally as awe-inspiring as that of the daisies'. The transformation was hardly subtle, yet quite beautiful and almost magical.

Our meadow not only brought us beauty, it also brought us a special warmth that accompanied a whole host of new animal friends. Our fauna increased dramatically as all sorts of critters found abode (or dinner) in our meadow.

Baltimore orioles and finches, swifts and swallows all danced and darted through the tall primroses and coneflowers in search of food. Quail suddenly arrived, sparingly at first, and then in larger numbers as they began nesting. Overhead drifted and circled, in sleepy fashion, the hungry and very watchful hawks and other birds of prey. Turtles meandered about, tediously looking for that perfect resting place for another year's eggs. The searchings and wanderings of mice, rabbits, raccoons, and even a family of red fox left their imprint in hollowed-out, interconnecting mazes of paths and trails that must have stretched for miles.

There is more to this part of the story, perhaps even volumes, but suffice it to say that those of us who were lucky enough to view all of this are much, much richer because of it. And because of these new-found friends, we went so far as to change our whole approach to meadow maintenance in order to accommodate them.

An annual cutting of a meadow is a must in order to prevent the encroachment of hardwoods. Instead of cutting our meadow in the fall as we had intended (to make it nice and tidy for winter), we instead delayed our annual cutting 'til near spring -- yet before germination or appreciable growth. The resulting delay insured that our birds and "beasts" had protective winter homes, an act that we have never regretted.

Using a rear-mounted tractor mower, we first cut our meadow to a height of 12" to 16", then followed this with a second cut at normal lawn height. The product of this double-mowing was a fine mulch that aided both the germination of seed and the awakening of resident perennials.

This year we have a few new things planned for our meadow. First, we are going to thin-out patches of some of the more vigorous, over-powering items and begin to replace them with seed or plants of species that will provide more diversity (in both color and time of bloom). As part of this effort, it is exciting for me to be able to tell you that all of these plants that will be removed from the River Farm meadow will be made available to the Virginia Wildflower Preservation Society for use in its own meadow projects.

Let me now, in a few short sentences, encapsulate our views on wildflower meadows. I can report that the American Horticultural Society's meadow has developed into a bountiful delight, a money saver, and an ecological success. I can tell you that whether one uses established plants, prepared mixes, hand-collected seed, or any combination thereof, that a wildflower meadow is without a doubt worth every effort that it could possibly generate. And I can tell you that, if you are willing to put forth the effort, you, too, can realize the supreme joy that accompanies the creation of a wildflower meadow. Start your own, or help the VWPS in its many programs, or come to River Farm and enjoy with us the wonders to be found in a wildflower meadow.

Steven H. Davis, a member of the Potomack Chapter of VWPS, is Director of Grounds & Buildings, American Horticultural Society, 7931 East Boulevard Drive, Alexandria VA 22308



"The Green Witche" is the nom de plume of Antonia Cripps, charter member of the Prince William County chapter of VWPS.

Born in Cuba, some 60 years ago, of a Spanish gypsy mother and an American marine engineer father, Toni's family tree includes some very close relatives who were burned at the stake for witchcraft not so long ago.

"The Green Witche" first appeared in articles which Toni wrote for Queens Botanical Garden Society, Flushing, NY.

This is the first of a series of articles by Toni on wild herbs which will appear in The Bulletin.

#### CLARY SAGE - Salvia sclarea L.

Sage is not an herb indigenous to Virginia, but it arrived with the early settlers, so has become naturalized. An elegant biennial, it has large, crinkly, heart-shaped leaves. Sometimes the two-lipped flowers are whitish-blue; more commonly they are pinkish-mauve. Large pink bracts, in whorls, are carried on the usual square-stem of the mint family to a height of two to three feet. It has a strong, sweet scent.

The Latin Salvia is a time transmutation of salveo, "I save", and translates as "healthy", alluding to the herb's long history as a medicinal plant. Sage is referred to in ancient Greek, Roman, Chinese, and Indian herbals, with respect and reverence, but these apply to the Garden Sage (Salvia officinalis). Our little wildling relative, Clary, has its own medicinal virtues. Soaked in water, Clary forms a mucilaginous liquid that is used to remove foreign matter from the eyes, hence one of its common names, Clear Eye. Presently, Clary is used primarily for digestive upsets, antispasmodic, and antihydrotic. Clary sage leaves are used to flavor muscatel and vermouth, and combined with chamomile flowers, in an infusion, are an excellent herbal tea. Clary used alone acts as a stomachic in digestive ailments and as a tonic on the kidneys. Clary's known principles, besides a resin, tannins, and a bitter principle, include a 1 - 2.5 volatile oil. The oil is composed of a terpene, thujone, camphor, and salvene. Oil of Clary has a fragrance like that of lavender and is used in the manufacture of perfume.

An herb under the dominion of the Moon, its common names are Clary, Orvale, Toute-bonne, See Bright, and Eye Bright. In France, the fresh leaves are dipped in a batter of flour, eggs, and milk, then fried in butter. They, like the other members of the mint family, can be chopped fine and added to salad to vary the flavor.

by Harry Phillips

Considerable research is needed to determine the best methods for establishing native wildflowers in meadow and roadside conditions in the Piedmont of North Carolina. Specifically, controlled studies need to be conducted over a number of years whereby appropriate species can be selected by their performance in a competitive, low maintenance setting. Is spraying or mowing (or both) the best way to maintain a naturalistic planting? Are plants more likely to establish by direct sowing or transplanting?

At this time, we are reluctant to offer specific recommendations to aspiring meadow gardeners for lack of more reliable, proven information on the subject. We do, however, enthusiastically submit the following brief report of ongoing meadow gardening projects in the Greater Chapel Hill area.

Project No. One

Description: A 1/4-acre backyard setting with a sunny, open aspect. No soil improvement was attempted on graded fill dirt.

Maintenance: One yearly mowing in late fall.

Successful species: Transplants: Achillea millefolium, Aster spp., Baptisia pendula, Cichorium intybus, Coreopsis tinctoria, Eupatorium coelestinum, Gaillardia pulchella, Helianthus tomentosus, Monarda didyma, Physostegia virginiana, Pycnanthemum incanum, Rudbeckia hirta, Sisyrinchium angustifolium, and Solidago spp. Direct sowing: Achillea millefolium, Bidens polylepis, Chrysanthemum leucanthemum, Rudbeckia hirta, and Solidago spp.

Comments: "You have to stick with it." Plan a late June mowing this year in addition to late fall mowing.

Project No. Two

Description: A 1/2-acre corner of an old cow pasture. Entire plot disced prior to seeding 8 pounds of wildflower seed mix.

Maintenance: Mowed in July and November.

Successful plants: Escholzia californica and Gypsophila sp.

Comments: Attractive in late May when the poppies flowered. "It looks weedy and overgrown the rest of the year." Last fall, incorporated clumps of Chrysanthemum leucanthemum which have produced large rosettes over the winter.

Project No. Three

Description: A 1/2 acre dry, sunny roadbank originally seeded in bunch grass. In 1982, five 15'x5' plots were disced and several dozen wildflowers planted per plot. Total survival rate: less than 10% one year later with Cichorium intybus and Solidago spp. in highest numbers. In 1983, a better survival rate was achieved with the following method: Several sheets of newspaper were laid directly on the grass. Next, a 6"-8" mound of whole leaves was placed on the newspaper. Large, field-grown clumps of several wildflowers were set in the leaves.

Maintenance: One mowing in 1982. Selective hand-weeding around wildflowers in 1982 and 1983. Three mowings are planned in 1984: late winter, July and late fall.

Successful species: Aster spp., Cichorium intybus, Helianthus tomentosus, Rudbeckia hirta, and Solidago spp.

Comments: Direct seeding and prepared plots were unsuccessful. Best survival with newspaper/mulch method. Invading blackberries problematic. Several hundred container-grown plants to be incorporated in March 1984.

Harry Phillips is a curator at the North Carolina Botanical Garden

457-A, UNC, Chapel Hill  
North Carolina 27514

## SOURCES OF NATIVE PLANTS & WILDFLOWERS

A wide range of prepared mixes and single species items (available for your own mixing) is currently available, and in time there will almost certainly be more, so take your time and evaluate before purchasing.

Regional mixes have been developed so that meadow-growing can be pursued in virtually every sector of the country. Beyond this feature, meadow mixtures are now available for even more specific needs. There are ground cover mixes, mixes that will produce plants that will not exceed 12" in height, or 18", or 36" . . . . There are mixes for full sun, partial shade, and full shade. There are mixes for xeric conditions and for the exact opposite, or downright wet areas. Whatever the needs, the mixture almost certainly exists.

### Seeds

Spruce Brook Nursery, Inc., Rte. 118, P. O. Box 925, Litchfield, CT 06759  
(Free catalogue featuring eastern wildflower seed mixture by the pound)

Environmental Seed Producers, Inc., P. O. Box 5904, El Monte, CA 91734

Applewood Seed Company, 5380 Vivian St., Arvada, CA 80002

W. Atlee Burpee Company, 300 Park Ave., Warminster, PA 18974  
(East coast seed mix available by the ounce)

George W. Park Seed Co., Inc., S.C. Hwy. 254N., Greenwood, SC 29647  
(East coast seed mix available by the ounce)

Clyde Robins Seed Company, P. O. Box 2855, Castro Valley, CA 94546  
(Catalogue \$1.00)

Windrift Prairie Shop, R.D. #2, Oregon, IL 61601  
(Plants also available; catalogue \$.50)

Midwest Wildflowers, Box 64, Rockton, IL 61072  
(Over 100 species, hand-collected and individually packaged, sell for \$.50 per packet. Catalogue is \$.50)

Abundant Life Seed Foundation, P. O. Box 772, Port Townsend, WA 98368  
(\$2.00 for 1-year subscription, including seed catalogue and four newsletters)

Far North Gardens, 15621 Auburndale Ave., Livonia, MI 49021

Prairie Associates, 6328 Piking Rock Rd., Madison, WI 53711

Prairie Nursery, Rt. 1, Box 365; Westfield, WI 53964-0116

Wild Ginger Woodlands, 1297 Mill Creek Run; Webster, NY 14580

### Grasses

Sharp Brothers Seed Company, Healy, KS 67850

Kurt Bluemel, Inc., 2543 Hess Road; Fallston, MD 21047

### Herbaceous Plants

Appalachian Wildflower Nursery, Rt. 1, Box 275A, Reedsville, PA 17084

Woodlanders, 1128 Colleton Ave., Aiken, SC 29801  
(trees and shrubs also available)

Mid-Atlantic Wildflowers, c/o VWPS member Joseph H. Brown,  
Star Route Box 226, Gloucester Point, VA 23062 Phone: (804) 642-4602

Carroll Abbott's Green Horizons, 500 Thompson Dr., Kerrville, TX 78028  
(Catalogue \$1.00).

Garden Place, 6780 Heisley Road, Mentor, OH 44060

Great Lakes Wildflowers, Box 1923, Milwaukee, WI 53201

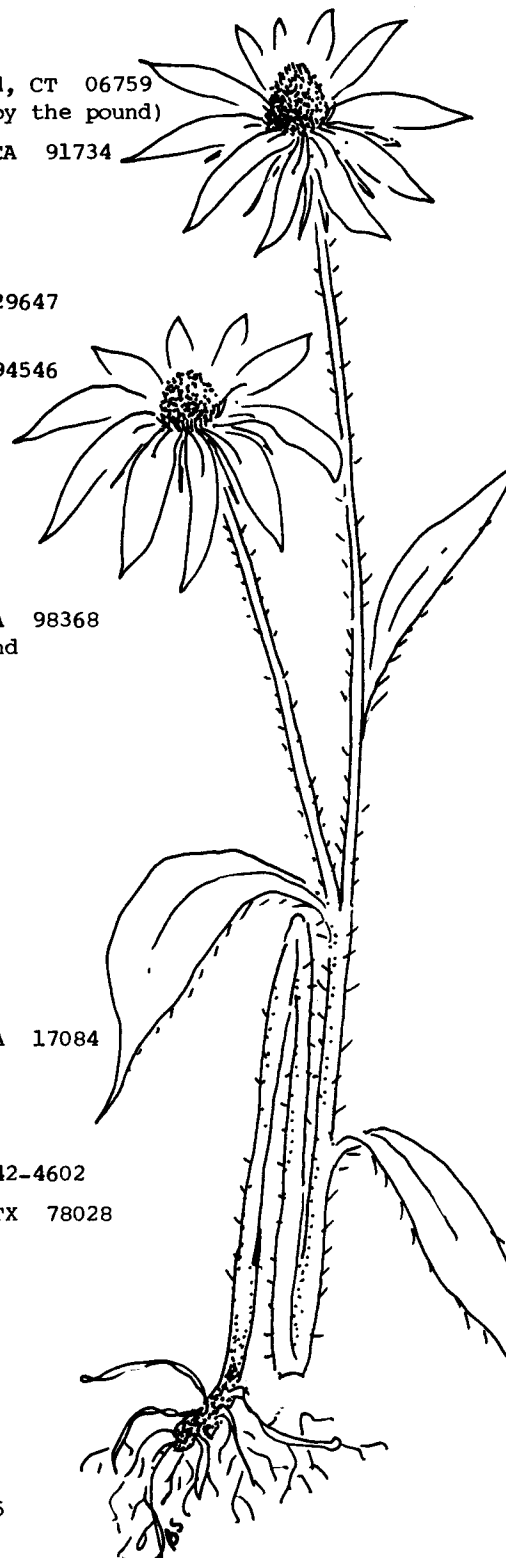
Putney Nursery, Inc., Route 5, Putney, VT 05346

Horticultural Systems, P. O. Box 70, Parrish, FL 33564

Hess Nurseries, Inc., Box 326, Cedarville, NJ 08311  
(Primarily woody native plants)

Strathmeyer Forest, Inc., Rt. 1, Zeigler Road, Dover, PA 17315  
(Primarily woody native plants)

Wehr Nature Center, Whitnall Park, 5879 S. 92nd St., Hales Corners, WI 53130



Panfield Nurseries, Inc., 322 Southdown Road, Huntington, L.I., NY 11745

Sperka's Woodland Acres Nursery, Rt. 2, Crivitz, WI 54114  
(Specializing in the cultivation of rarities, oddities)

\*N.C. Botanical Garden, Totten Garden Center 457-A, UNC-CH, Chapel Hill, NC 27514

\*Garden In The Woods, 180 Hemenway Road, Framingham, MA 01701 Attn: David Longland

\* Self-addressed envelopes should be sent with your requests to these institutions.

To the best of our knowledge, these nurseries and growers refrain from collecting plants in the wild. Please notify the VWPS of any such practices that come to your attention. Your local chapter plant sales are also excellent sources of plants.

## SOME RECOMMENDED READING ON NATIVE PLANTS AND WILDFLOWERS

### Identification

Britton, Nathaniel Lord and Brown, Hon. Addison. 1923 or 1947 editions recommended.  
An Illustrated Flora of the Northern United States, Canada and the British Possessions. (3 volumes) The New York Botanical Garden.

Cobb, Boughton. 1963. A Field Guide to the Ferns. Houghton Mifflin Co., Boston, MA

Mazzeo, Peter M. 1972. An Illustrated Guide to the Ferns and Fern Allies of the Shenandoah National Park. The Shenandoah Natural History Association, Inc., Luray, VA 22835.

Niering, William and Olmstead, Nancy. 1978. The Audubon Society Field Guide to North American Wildflowers: Eastern Region. Alfred A. Knopf Co., New York

Newcomb, Laurence. 1977. Newcomb's Wildflower Guide. Little, Brown and Co., Boston.

Peterson, Roger T. and McKenny, Margaret. 1968. A Field Guide to Wildflowers. Houghton Mifflin, Boston.

Wherry, E. T. 1961. The Fern Guide - Northeastern and Midland United States and Adjacent Canada. Doubleday and Co., Inc., Garden City, NY

### Propagation and Landscaping with Native Plants

Aiken, George D. 1978. Pioneering with Wildflowers. Countryman Press, Taftsville, VT

Allen, O. 1977. Wildflower Gardening. (Time-Life Encyclopedia of Gardening Series) Time-Life Books, Alexandria, VA.

Brooklyn Botanic Garden. Handbook #38 Gardening with Wildflowers. Brooklyn Botanic Garden, New York.

Bruce, Hal. 1976. How to Grow Wildflowers and Wild Shrubs and Trees in Your Garden. Van Nostrand Reinhold Co., New York.

Birdseye, Clarence and Eleanor. 1972. Growing Woodland Plants. Dover Publications, Inc., New York.

Miles, Bebe. 1976. Wildflower Perennials for Your Garden. Hawthorne Books, New York.

Dana, Mrs. W. S. 1963. How To Know The Wild Flowers. Dover Publishing, Inc., New York.

Curtis, Will C. 1978 reprint. Propagation of Wild Flowers. New England Wildflower Society, Inc., Framingham, MA.

Foster, F. Gordon. 1976. Ferns To Know and Grow. Hawthorn Books, Inc., New York.

National Council of State Garden Clubs, Inc. 1981. Directory to Resources on Wildflower Propagation. 4401 Magnolia Ave., St. Louis, MO.

N.C. Wild Flower Preservation Society. 1977 Propagation Handbook. North Carolina Botanical Garden, Chapel Hill, NC.

Diekelmann, John and Schuster, Robert. 1982. Natural Landscaping. McGraw-Hill Book Co., New York.

Smith, J. Robert with Beatrice S. Smith. 1980. The Prairie Garden. The University of Wisconsin Press, 114 N. Murray St., Madison, WI 53715.

Steffek, Edwin F. 1983. The New Wildflowers and How to Grow Them. Timber Press, Portland, OR. (Available through the VWPS at \$19.95, incl. s/h).

Taylor, Kathryn S. and Hamblin, Stephen F. 1976. Handbook of Wildflower Cultivation. Macmillan Co., New York.

Sperka, Marie. 1973. Growing Wildflowers: A Gardener's Guide. Harper and Row, New York.

Tenenbaum, Frances. 1973. Gardening With Wild Flowers. Charles Scribner's Sons, New York.



Fall, 1984

Vol. 3, No. 2

# The Bulletin

A publication of the Virginia Wildflower Preservation Society

## PRESIDENT'S NOTES

§ VWPS membership now approaching 800. Three fine, new chapters welcomed in '84. At-large member Sarah Richardson reports that a Richmond area chapter is now organizing. For info, contact Sarah: P. O. Box 14578, Richmond, VA 23221, (804) 358-7504.

§ Renewing members will enjoy, in addition to separate mailings, four "Bulletins" in '85. This issue's tightly-packed appearance gives evidence that the Society must keep up regular and more frequent communication with its membership.

§ By spring, the VWPS Administrative Handbook will have evolved into a more practical, trimmer and final form. Many VWPS Directors and chapter representatives have already contributed their thoughtful review and considerable written comment on the Handbook's first draft. This process of review has sparked a stronger commitment to ensuring broad chapter representation within the Society's Board of Directors, its Executive Committee and other key committees.

§ Our '84 Gala Auction and Annual Meeting were a resounding success. Members and guests bid appreciatively on our 70 appealing auction items including wildflowers and quality handmade items, outstanding photos, art and furnishings. A festive, sunny day, delicious foods, an excellent speaker and Great Meadow's sparkling beauty. A more detailed report will be included in our January "Bulletin".

§ We are proud of the year's accomplishments, proud of you, our members. Please take time now to renew your membership. Our volunteer efforts and continued growth are so profoundly dependent upon your support.

*Special thanks to our VWPS staff secretary,  
Ardyce Kinsley, for sharing with us throughout  
the year her inimitable skill and good nature.*

*Mary Painter*

## VWPS LONG RANGE PLANNING COMMITTEE

At the direction of the Society's Board, President Mary Painter has appointed five members to serve for one year on our Long Range Planning Committee. As our young organization continues to expand in size and structure, this committee will play an important role in the study of the Society's objectives, as well as the planning of its future development and financial resources. We are proud to present our "LRPC" members for 1985:

LINDA R. McMAHAN, Chairman---Linda is First Vice-President of the VWPS, a Charter member of the Society and Potowmack Chapter. Linda holds a Ph.D. in botany from the University of Texas at Austin where she worked on the biochemistry of plant pigments. She taught for four years at a private school in upstate New York where her research interests included the effects of road salt application on marsh ecosystems. While earning a law degree at American University, Linda prepared the first legal analysis of U.S. laws conserving plants, an interest she continues to pursue and write about in numerous magazine articles.

For the past three years, Linda has directed TRAFFIC (USA), the World Wildlife Fund's international wildlife trade monitoring program. She is presently on leave from TRAFFIC in order to develop the WWF's plant conservation program. MARION C. BLOIS---An expert on local flora, Marion is Assistant Professor of Biology at Northern Virginia Community College, Manassas Campus. Marion is in her eleventh year at NVCC where she teaches, among other classes, general biology, microbiology, and regional flora. Principally through her efforts, a nature trail has recently been developed there.

With an undergraduate degree at Western Carolina University, Marion went on to receive a Master of Arts in Teaching at UNC, Chapel Hill, majoring in botany. Just this summer, Marion earned a M.S. in biology at George Mason University. She has also taught several courses for the Smithsonian's Resident Associates Program. Her current research interest involves a subject called "myrmecochory", the phenomenon of ants aiding in the dispersal of seeds. Marion is active as a Charter member of the Society and Prince William Chapter. She presently serves as an At-large Director on the VWPS Board.

(cont'd on pg. 10)

MEMBERSHIP RENEWAL FORM ON PAGE 7

Potowmack Chapter

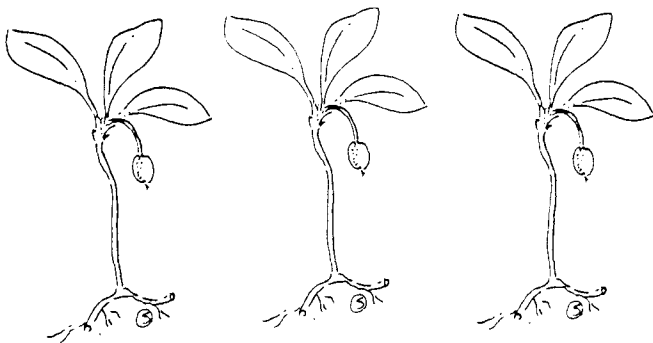
Potowmack Chapter rounded-off the year with the annual meeting, held at River Farm on October 14, and highlighted by an excellent slide presentation by National Arboretum botanist Peter Mazzeo.

The year saw two firsts in education--two programs just for members, and several weekday daytime programs, both very successful ventures. Members have continued to work on regular rescue and relocation projects, though somewhat more selectively than in the past, concentrating on particular kinds of habitats and plants.

Under the Society's cooperative use agreement with the Fairfax County Park Authority, Potowmack Chapter members have continued to develop a meadow planting and woods trail at Green Spring Farm Park, Alexandria, with quite visible rewards this past growing season. The vigorous plants grown at Green Spring by members of our propagation committee have been the backbone of two highly successful plant sales during the year. The first of our two propagation beds at Green Spring's Horticulture Center gained a shade structure last spring, and the FCPA staff is completing work on the second as this is written.

Altogether a most satisfying year, thanks to the hard work and imagination of many talented volunteers.

- Mary Pockman



The wildflower meadow at the U.S. National Arboretum's Fern Valley is now resplendent with color. Aster, Goldenrods, *Rudbeckia* spp. and Sumacs. 3501 New York Ave., NE, Washington, DC. For further info/notice of upcoming events, contact acting Curator Cole Burrell at (202) 475-4855.

\* \* \* \* \*

Free Seeds

Prince William Chapter has a variety of seeds to share with other VWPS members. Please mail your request to Nancy Arrington, P. O. Box 462, Manassas, Va. 22110. Include a self-addressed, 20-cent stamped business-size envelope for each five (or fewer) packets ordered; also include a list of alternates. Quantities of some species are limited and requests will be filled on a first-come basis.

Asiatic dayflower  
Aster, New England  
Beard Tongue, smooth white  
Bergamot, purple  
Columbine  
Columbine, blue & white  
Coneflower, green-headed  
Coneflower, purple  
Coreopsis, lance-leaved

Evening primrose  
Feverfew  
Foxglove  
Goldenrod, blue-stemmed  
Heal-all  
Iris, yellow  
Ironweed, New York  
Joe-Pye Weed

Lobelia, great blue  
Lobelia, red  
Milkweed, butterfly  
Milkweed, swamp  
Mistflower  
Monkey flower  
Sunflower, small wood  
Thistle, nodding  
Yarrow



## John Clayton Chapter

The John Clayton Chapter held its first Annual Meeting on October 18th in the new Watermen's Hall Auditorium on the campus of the Virginia Institute of Marine Science in Gloucester. Guest speaker was Dr. L. J. Musselman, Associate Professor of Biological Sciences at Old Dominion University. He presented a most enjoyable program on "Fall Wildflowers". The program was followed by a business meeting at which by-laws for the chapter were approved and the following officers were elected: President - Barbara Hall; Vice President - Jim Greaves; Secretary - Jackie King; Treasurer - Karen Bauer.

Barbara Hall has served as interim president of the chapter since its June 28th charter date. In 1985, the chapter's Board of Directors will meet monthly to plan activities and to attend to chapter business. There will be four full membership meetings during the year at which programs will be presented. Additional activities will include plant sales, field trips, displays at local events, educational programs in cooperation with local schools, and plant rescues in cooperation with local developers. The chapter has already sponsored two wildflower walks, an award-winning display at the Gloucester County Fair and at Fall Nature Day in the Newport News Park, a picnic and guided wildflower walk at the York River State Park and a joint meeting with the local Sierra Club to learn about plans for a proposed reservoir from the Gloucester County Engineer.

John Clayton Chapter members will be informed of upcoming activities through a quarterly newsletter, the first issue of which is scheduled for publication in November.

- Barbara Hall

## Blue Ridge Chapter

The Blue Ridge Chapter of the VWPS, chartered in August 1984, includes the counties of Allegheny, Amherst, Bath, Bedford, Botetourt, Campbell, Carroll, Craig, Floyd, Franklin, Giles, Henry, Montgomery, Pulaski, Roanoke and Rock-bridge. At present, our membership is near 100. General membership meetings are held on the first Thursday of February, May, August, and November at the Roanoke Valley Science Museum in Roanoke, Va. The newsletter will be published the month before the general meetings.

Interim officers have been chosen and 1985 Board members are now being selected. Committees and chair people will be determined as the chapter becomes more organized and the Board becomes active. The overall goals and direction of the chapter will also be developed as our Board works within the guidelines outlined by VWPS.

The chapter has already received requests for speakers to present programs at local civic organizations. A major project the chapter will be involved with will be the Annual Spring Wildflower Pilgrimage sponsored by the Roanoke Valley Science Museum held the last weekend in April. This spring will be the sixteenth year of this pilgrimage.

- Paul James

(You may submit your own form  
to avoid cutting Bulletin pages)

## Piedmont Chapter

Since our charter date of July 18th, the chapter has developed two propagation beds immediately adjacent to the Great Meadow course in The Plains. There we have also planned and mapped a network of wildflower trails winding through its open fields and surrounding woods. Several of our members participated in an October seed collection from Great Meadow's generous fall bloomers.

We enjoyed our role as host to the Society's members and guests during the 1984 Gala Auction and Annual Meeting. The weather was fair, the Summer House and Great Meadow a very attractive backdrop for the October 16th festivities.

We regretfully report that our founding president Dan Marvin and his wife Kate have since relocated to a new home in Ithaca, N.Y. We applaud the early organizational efforts by Dan and our interim Board members. At present, Deenya Greenland, Gina Farrar and Gary Fleming are effectively serving on our Nominating Committee. They are preparing a fine slate of 1985 Board of Directors candidates to be presented to the Piedmont membership during our chapter's upcoming Annual Meeting. Meeting notices are forthcoming by mail to our members (numbering well over 100 at this writing).

We look forward to our members' involvement in several key area projects in the coming year, as well as the regular issue of newsletters to describe those activities.

- Deenya Greenland and  
Mary Painter

Note: Piedmont Chapter's new mailing address:  
P.O. Box 336, The Plains, VA 22171

\* \* \* \* \*

- \* FINAL OFFERING OF THIS SPECIAL  
\* BOOK VALUE FOR VWPS MEMBERS
- \* The New Wild Flowers and How to Grow Them by  
\* Edwin Steffek, editor of Horticulture and other  
\* leading journals.
- \* In this revised and expanded edition of his highly  
\* regarded volume, Edwin Steffek discusses more  
\* than 550 species and greatly increases the coverage  
\* of Rocky Mountain and Pacific Coast natives. The  
\* color plates of the first edition are replaced with  
\* splendid color photographs. Many of you who found  
\* the original book so useful, as well as those who  
\* are just starting out, will look to this new edition  
\* for even better guidance in the delightful endeavor  
\* of wildflower growing.
- \* Paperbound, 172 pages, the book includes 50  
\* color plates and 100 black and white illustrations.  
\* Special VWPS price: \$19.95 (a saving of nearly \$5  
\* per copy and shipping costs). Your book will be  
\* mailed directly to you. Submit your check or  
\* money order (payable to VWPS) to: VWPS Book  
\* Order, P. O. Box 844, Annandale, VA 22003
- \* - - - - -
- \* Please send me \_\_\_\_\_ copy(ies) of The New Wild  
\* Flowers and How to Grow Them @ \$19.95 ea.  
\* Price includes shipping/handling. Enclosed is my  
\* check \_\_\_\_\_ money order \_\_\_\_\_.

\* Name \_\_\_\_\_  
\* Address \_\_\_\_\_  
\* City \_\_\_\_\_ State \_\_\_\_\_ ZIP \_\_\_\_\_

## FROM THE VWPS . . .

We welcome to the VWPS Board of Directors the following newly-elected members (each to serve an 11/84 thru 10/85 Board term): John Doria, Mary Mitchell and Claudia Thompson-Deahl.

During October and November, our chapters are conducting their Annual Meetings and elections. At the time of this writing we can report the names of four elected presidents who will represent their chapters as ex-officio, voting members of the Society's 1985 Board: Mary Pockman - Potowmack Chapter; Elaine Haug - Prince William Wildflower Society Chapter; Barbara Hall - John Clayton Chapter; and Paul James - Blue Ridge Chapter.

A complete listing of the Boards of Directors of the Society and each of its chapters will be included within our 1985 VWPS Directories. These will be issued to our members in early winter.

Jean Chitren of our Prince William Chapter was elected to the VWPS Nominating Committee. Members in attendance at the 1984 VWPS Annual Meeting also approved the recommendation that the Society's Directors appoint Barbara Hall to the VWPS Nominating Committee.

## 1984 VWPS WILDFLOWER PHOTOGRAPHY CONTEST


Our second contest, "Virginia Wildflowers in Nature", received 38 entries, including 29 slides and 9 prints. The species most frequently featured among our 1984 entries was Bloodroot, Sanguinaria canadensis (3 entries).

First place in the Slide category was won by At-large member Richard Cassell of Louisville, KY, for his slide of Dicentra canadensis. Second place was awarded to Potowmack Chapter member David Askegaard for his Dianthus armeria entry and third place to Larry Morse for his Cypripedium calceolus.

Two ribbons for Honorable Mention were won by Elaine Haug for her Bloodroot entry and Nicky Staunton, also of our Prince William Chapter, for her Dayflower and insect entry.

In the Print category, first place was awarded to Vincent Connolly of our Potowmack Chapter for his stunning photograph of a wild azalea. Vince also received two third place awards for his print photos of a Spiderwort and a Virginia Rose. Elaine Haug captured second place with her photo of Hexastylis virginica.

The VWPS gratefully acknowledges its 1984 Photography Contest judges: J. Kent Minichiello, noted photographer and member of the Potowmack Chapter, as well as Jessie Cohen, photographer for the National Zoo. During the open judging, both Kent and Jessie expressed their appreciation for the fine overall quality of this year's entries. Congratulations and "thank you" to all our participants!



## 1984 VWPS T-SHIRT SLOGAN CONTEST

Larry Morse was the winner of our 1984 VWPS T-Shirt Slogan Contest with his slogan "Semper Flora Virginiensis" (roughly translated: "Virginia Wildflowers Forever"). Appropriately, Larry will be awarded one of our first edition T-shirts for his winning entry. Credit should also go to Larry for his help in the final artistic design/lay-out of the T-shirt's slogan.

OFF THE SHELF \* \* \* \* \*

## Second Time Around

Marie Sperka's classic, Growing Wildflowers: A Gardener's Guide, has now been re-issued in paperback. This book is truly an excellent cultivation guide and belongs in the library of every wildflower gardener.

The book includes how to prepare the soil and surrounding areas for wildflowers, including how to work with difficult conditions such as steep banks and mucklands; propagating flowers by division, root cuttings, seeds and seedlings, and stem cuttings.

Potowmack Chapter is giving a great discount to Society members at \$11.50 (incl. tax and postage). Make checks payable to Potowmack Chapter of VWPS and mail to P. O. Box 161, McLean, VA 22101. Allow four weeks for delivery.

## New From Tennessee

A Naturalist's Blue Ridge Parkway by David T. Catlin. \$18.95 cloth, \$7.95 paper. The University of Tennessee Press, 293 Communications Bldg., Knoxville, TN 37996-0325

The author goes beyond a mere listing of the rocks, plants and animals found within this natural history wonderland. Mr. Catlin communicates why, from a naturalist's perspective, the Parkway has been created.

Visitors to the Parkway will especially appreciate the tips on local attractions of special interest. David Catlin was a National Park Service naturalist for six summers on the Blue Ridge Parkway.

## Nursery Sources for Native Plants

The New England Wild Flower Society has published a 53-page guide to Nursery Sources, Native Plants and Wild Flowers. This booklet lists and supplies information about 193 nurseries in every region of the country except Alaska and Hawaii.

To order, send \$3.50 (incl. postage/handling) to New England Wild Flower Society, Dept N.S., Garden in the Woods, Hemenway Road, Framingham, MA 01701

## RAPPAHANNOCK MOUNTAINS FIELD TRIP REPORT - May 19, 1984

by Gary Fleming, trip leader

The Society's establishment of a new Piedmont Chapter was celebrated by a mid-May field trip at the Fleming Farm, located northwest of Warrenton in Fauquier County. The agenda consisted of two "half-day" circuit hikes on the northern slope of the Rappahannock (or Watery) Mountains, one of several more-or-less isolated foothills punctuating the rolling piedmont landscape about 20 miles east of the Blue Ridge.

A group of 20 enthusiastic VWPS members and guests participated in the morning hike, which followed fire trails and old logging roads through a variety of abandoned field, stream hollow and wooded slope habitats. Under sparkling, newly-leaved canopies, a great many spring geophytes, woodland ferns and colorful understory shrubs were in evidence. To everybody's delight, even the Yellow Ladyslipper (Cypripedium calceolus) was found in fresh bloom at this rather late date, perhaps delayed by cool spring weather.

A short, off-trail excursion to some prominent ledges provided a close look at the Precambrian volcanic rocks which underlie the mountain, as well as a sampling of their diverse microhabitats and specialized flora. Here, the group observed two particularly interesting ferns: the leathery Purple Cliffbrake (Pellaea atropurpurea) clinging to a few barren metabasalt faces; and the colonistic Walking-Fern (Camptosorus rhizophyllus) flourishing nearby in moist mossy crevices. Also conspicuous were the dainty Maidenhair Spleenwort (Asplenium trichomanes), carpets of Rock Polypody (Polypodium virginianum), Columbine (Aquilegia canadensis), and many other species characteristic of the area's outcrops.

Following a picnic lunch at the farm, a somewhat smaller group embarked on an off-trail venture along the sheltered lower slopes of "Bear Den Mountain." Ladyslippers, Showy Orchid (Orchis spectabilis), Lily-leaved Twayblade (Liparis lilifolia) and Puttyroot (Aplectrum hyemale) were noted on route to a small locality underlain by metamorphosed Precambrian limestones--rocks of very limited extent in the northern Virginia piedmont. Here, we explored the unusual edaphic habitats of an abandoned marble quarry and a cold, spring-fed swamp at the foot of the slope. In contrast to the metabasalt ledges visited earlier, the highly calcareous marble proved more favorable for Pellaea atropurpurea, which was vigorous on exposed, cut-away faces of the quarry. On the rich colluvial slope below, Larry Morse also discovered the area's first specimens of Purple Trillium (T. erectum).

Undaunted by frequent missteps into deep mud, our party of 12 intrepid "bushwhackers" found the thickly-shaded swamp and its assemblage of moisture-tolerant plants to be worthy of close examination. The shallow water and wet moss hummocks of this distinctive habitat revealed two northern species unknown elsewhere in the Rappahannock Mountains to date: Marsh-Marigold (Caltha palustris) and Water-Carpet (Chrysosplenium americanum).

Following a late-afternoon return from the swamp, six soggy but tireless individuals remained avid for "one last trek." After driving to another part of the mountain, we made our way down a secluded rocky slope where warm rays of the setting sun slanted through a luxuriant forest of Tuliptrees and Paw-Paw to illuminate hundreds of Yellow Ladyslippers in their full floral glory--a fitting spectacle to close-out this fine and enjoyable day.

---

### CALENDAR

#### November

- 1 An Exhibit of Nature Photography by VWPS member Vincent P. Connolly, featuring color photographs of our National Parks' scenic areas. Show may be viewed daily until dusk throughout November. Great Falls Park auditorium, Great Falls, VA. Info: (703) 759-2169. Free.
- 9 & 10 Wildflower Gardeners' Autumn Bazaar. Epiphany Lutheran Church, 14411 Old Columbia Pike, Silver Spring, MD area. Info: Juanita Mayola (301) 622-0786. Free admission.
- 11 Hike the Potomac. 10:30-11:30 a.m., Riverbend Visitors Center, Great Falls, VA. Explore the beauty and natural history of the Potomac River shoreline on a guided two-mile hike. Info: (703) 759-3211. Free.
- 13 "Planning Your First Wildflower Garden". 10:00 a.m., Fairfax City Library, 3915 Chain Bridge Road., Fairfax, VA. A Potowmack Chapter slide lecture by VWPS Education Chair Doris Berger. Free.
- 18 Winter Discovery Walk. 1:00-3:00 p.m. Potomac Overlook Regional Park, located at the end of Marcey Rd. in north Arlington, VA. Learn how to identify trees and weeds in winter. For reservations, info: (703) 528-5406. Free.

#### December

- 1 1985's First Quarterly Meeting of the VWPS Board of Directors. Notice of time, location, agenda and accommodations will be provided by mail to each Director.

#### January

- 17 "Species Iris", a Potowmack Chapter program by Clarence Mahan of the Chesapeake and Potomac Iris Society. 2:00 p.m. Patrick Henry Regional Library, 101 Maple Ave., Vienna, VA. Free.

#### February

- 19 "Plant Collecting in Siberia", a Potowmack Chapter presentation by VWPS member Stanwyn Shetler, botanist of The Smithsonian Institution. 2:00 p.m., Dolley Madison Library, 1244 Oak Ridge Ave., McLean, VA. Free.

We encourage all chapter, individuals members and friends to submit calendar items, notices, news which might be of interest to our members.

Mail to: Editor, VWPS, P. O. Box 844, Annandale, VA 22003

## CHRISTMAS CUSTOMS and CHRISTMAS HERBS

by Toni Cripps, "The Green Witche"

Come with me, on an imaginary visit to great-great-Grandmother's home on the Eve of Christmas when, having felt the cold December weather, Grandmother welcomes us and leads us to the large, traditional Wassail Bowl.

A glance around the parlor tells us that Grandmother's preparations for the holiday must have begun weeks earlier. After all, Victorian ladies could not jump in the car for a quick dash to the supermarket!

The Christmas tree is decorated with small, scented sachets shaped like stars, hearts, tiny wreathes, and the tree itself. Inside the embroidered forms are potpourri mixtures which probably contain equal parts of any (or all) of the following: cinnamon, cloves, nutmeg, allspice, ginger, anise, rosemary, pine needles, bay leaves, and dried orange or lemon peel scrapings. Several pomanders (pomme d'ambre) hang on the tree, pretty multicolored ribbons attaching them to its branches. These sachets are often removed from the tree and given to departing guests.

The pomanders' fragrance pervades the air. A wide variety of fixatives and perfumes were used on firm, unbruised oranges, lemon, limes and apples. Whole gloves were pushed into the fruits before being rolled in ground orris root (fixative) with any other desired ground spices, and set aside in a dry cupboard to air for a month.

Another herb, mistletoe, hangs over the doorway, a symbol of Christmas festivities.

Mistletoe was not always the symbol it is now. The churches in old England denounced it and forbade its entry because of its original pagan symbolism. The ancient Druid priests held the plant so sacred that it could only be gathered by the Arch Druid who cut it from its place in the oak tree using a golden sickle. Maidens held a cloth of white linen under the tree to prevent the herb from falling to earth and losing its magical and medicinal powers.

Early Christians also believed the cross upon which Christ was crucified was made from a mistletoe tree and as a punishment, the plant is now forever doomed as a parasite.

Our custom of kissing under the mistletoe derived from an old Scandinavian custom. If two enemies met, casually or accidentally, under the herb, they were required to lay down their arms and call a truce until the next day.

We seat ourselves on the large velvet sofa with its delicate, tatted antimacassar of open cotton work placed to protect the back and arms from soil. The roaring fireplace with its dancing flames warms our outsides while the Wassail thaws us within.

Grandmother, rosy-cheeked from preparing the festive dinner, invites us into her kitchen, huge by our current standards. The older boys are taking turns at a rotisserie spit upon which the suckling pig is gleaming. Heavy-lidded castiron pots simmer on the wood-burning stove. The tantalizing aroma of a traditional Victorian Christmas dinner---hot vegetable soup, stuffed roast suckling pig with gravy, gingered carrots, herbed potato puffs, spiced apple wedges, broccoli with brown butter sesame sauce, jellied cranberry sauce, fruit cake, and pudding with hard sauce---piques our appetite as we impatiently await the late arrivals.

While we wait, Grandmother tells us how she soaked her dried fruits in the native Jamaican rum which her sea-faring husband brought. The fruit soaked year-round and more fruit and rum were added as needed. This delicacy was used on all festive occasions, but most was saved for the special Christmas cake and pudding.

The late-comers have arrived and dinner is ready to be served. Chatting with anticipation, we enter the dining room. The long table, set with Grandmother's wedding china and heavy silverware, is beautiful with its embroidered linen cloth. We bow our heads as Grace is said. The splendid repast is a tribute to Grandmother's culinary skill.

Later, in the parlor lighted by oil lamps, we sing Christmas carols accompanied by Grandmother at the Estey organ. As the shadows lengthen, we prepare reluctantly to return to our own era, saying, "Merry Christmas to all, and thank you for the lovely little sachets. We'll keep them in our closets to remind us of a more tranquil time, and a joyous occasion."

### Traditional Wassail Bowl

|                              |                            |                     |
|------------------------------|----------------------------|---------------------|
| 3 apples                     | 1 3-inch piece of Cinnamon | 1/2 tsp. Mace       |
| 1 cup water                  | 3 whole Cloves             | Rind of 1 lemon     |
| 1 cup sugar                  | 3 whole Allspice           | 4/5 quart Sherry    |
| 1/2 tsp. Nutmeg              | 4 Coriander Seeds          | 3 12-ounce cans ale |
| 1 piece whole Ginger, broken | 2 whole Cardamom           | 3 eggs, separated   |

Wash apples; place in buttered baking dish. Roast in 350°F. oven approximately 45 minutes. Combine water, sugar, nutmeg, ginger, cinnamon, cloves, allspice, coriander seed, cardamom, mace and lemon rind. Bring to a boil; reduce heat and simmer 10 minutes. Pour sherry and ale into spice mixture. Heat to just under boiling point but do not boil. Strain. Beat egg whites until stiff. Beat yolks until thick; stir beaten whites into yolks. Slowly add spice mixture to eggs, beating constantly. Pour into silver or heatproof punch bowl. Float roasted apples on top. Serve hot. Yield: 2 quarts.

1985 ENDANGERED WILDFLOWERS CALENDAR  
and AHS WILDFLOWER REDISCOVERY PROJECT


Help save our endangered wildflowers by purchasing the American Horticultural Society's 1985 calendar. Funds raised from these sales will enable the AHS to support conservation programs, including the AHS Wildflower Rediscovery Reward Project. Calendar sales proceeds enable AHS to award up to \$250 to non-profit organizations (such as the VWPS) whose members or friends first provide confidential information specifying the location of any plant thought to be extinct. Individuals who make these discoveries will also be eligible for rewards up to \$100. For a list of plants thought to be extinct in your state, send a self-addressed, stamped (\$ .37), business-sized envelope to Wildflower Rediscovery Project, AHS, P. O. Box 0105, Mt. Vernon, VA 22121.

The attractive wall calendar (8 1/2" x 23") features 16 full-color photos of 16 endangered U.S. wildflowers as well as general information on endangered plants. The VWPS will also benefit from every calendar order received. We salute the AHS and those organizations who have contributed to this very worthy project.

\* \* \* \* \*

Including 4% sales tax, the cost of each calendar for Virginia residents is \$6.19//for non-residents of Virginia: \$5.95. Enclose with your check (payable to the VWPS), the following information: Number of calendars ordered, your name and full address. Mail your order to Calendar, VWPS, P. O. Box 844, Annandale, VA 22003.

\* \* \* \* \*



**VIRGINIENSIS**

*Virginia Wildflower Preservation Society*

VWPS T-SHIRTS NOW AVAILABLE!

Help to spread our conservation message as it is so attractively displayed on our first-edition T-Shirts! Loosely translated, our slogan conveys a theme of "Virginia Wildflowers Forever". As developed by Joni Melville, our shirts are available in men's and ladies' styles (French-cut sleeve and a semiscoop neck), woven in a 50/50 cotton-polyester blend. The men's style also features the "VWPS" initials on the sleeve. Royal blue design on a sky blue shirt. (Upon special request, all-cotton shirts are available in minimum orders of 12). Sizes: Men's - Sm., Med., Lg., and X-Lg. Ladies' - Sm. and Lg. \$8.50 each, (tax incl.). Allow 3 weeks for delivery. Address orders to: Joni Melville, 10631 Gunston Road, Lorton, Va. 22079. For each shirt ordered, please indicate style and size. With your name and return address, enclose your check, payable to the "VWPS". Note: In order that your chapter might also benefit from T-shirt sales proceeds, we encourage you to consult your chapter's Fund Raising Chair, or other officer, about local availability/-direct chapter sales of these shirts.

MEMBERSHIP RENEWALS DUE NOW!

Applications for new and renewal memberships for Fiscal Year '85 (November 1, 1984 to October 31, 1985) are now being accepted. Please note the new rates and several added membership categories. To enjoy uninterrupted membership, please clip and mail the application to: VWPS Membership Chairman, P. O. Box 844, Annandale, VA 22003.

A Gift Membership recipient will be sent an attractive card with the donor's name and message. What a nice way to surprise someone for a special occasion! Please allow at least two weeks for processing.

Phoebe White, Membership Chairman

\* \* \* \* \*

THIS IS YOUR LAST BULLETIN FOR THE CURRENT MEMBERSHIP YEAR

\* \* \* \* \*

Membership Form

☐ New ☐ Renew

PLEASE PRINT

Name(s) \_\_\_\_\_

Street \_\_\_\_\_ City \_\_\_\_\_ State \_\_\_\_\_ ZIP \_\_\_\_\_

Phone(s): Home (\_\_\_\_) \_\_\_\_\_ Work (\_\_\_\_) \_\_\_\_\_

|                                 |                          |                      |                    |
|---------------------------------|--------------------------|----------------------|--------------------|
| Individual (\$10) _____         | Family (\$15) _____      | AFFILIATION          |                    |
| Senior-60 or over (\$5) _____   | Student (\$5) _____      | Potowmack _____      | John Clayton _____ |
| Patron (\$25) _____             | Associate (\$25) _____   | Piedmont _____       | Blue Ridge _____   |
| Supporting (\$50) _____         | Sustaining (\$100) _____ | Prince William _____ | At Large _____     |
| Corporate Sponsor (\$125) _____ | Life (\$250) _____       |                      |                    |

GIFT MEMBERSHIP : Donor \_\_\_\_\_

Message: \_\_\_\_\_

CONTRIBUTION: \$ \_\_\_\_\_ to VWPS \_\_\_\_\_ To \_\_\_\_\_ Chapter \_\_\_\_\_  
Please make check payable to VWPS

## FROM CONSERVATION . . .

In 1985, the Conservation Committee will focus on ensuring the listing under Virginia's endangered plant law of the small whorled pogonia, *Isotria medeoloides*. This orchid is one of eastern America's rarest plants. Only 1,500 plants have been found, scattered in 30 populations from Ontario to South Carolina. Two of these populations are in Virginia: that near Williamsburg has 73 plants sited in '84; the second population, containing only 14 plants, is on Fort A.P. Hill in Caroline County.

The Williamsburg area population would be affected by a proposed highway. The Virginia Chapter of the Nature Conservancy is negotiating a protection agreement with the site's landowner. The population on Fort A.P. Hill is being protected by the U.S. Army in accordance with the federal Endangered Species Act.

The small whorled pogonia is also threatened by collecting. In the past, botanists have collected large proportions of living plants in their eagerness to document their having found it. Wildflower lovers may attempt to transplant the orchid to their gardens. Collecting seeds must be controlled because only 14 of the 87 plants in Virginia produced seeds this year.

Listing of the small whorled pogonia by Virginia would increase protection for the species by prohibiting collection from private land and increasing public concern and research. This action would also strengthen the Virginia endangered plant conservation program itself, thus leading to better protection for other rare plants in the future.

The Board of the Department of Agriculture and Consumer Services will hold a public hearing on December 19, 1984. The Virginia Wildflower Preservation Society will present a statement at that time.

Members of the Society should also express their personal support for the listing. First, they should write to S. Mason Carbaugh, Commissioner of the Department of Agriculture and Consumer Services, P. O. Box 1163, Richmond, VA 23209. These letters should be received by December 14th in order to be considered by the Board on the 19th.

Early next year, the Board will ask the General Assembly to approve a joint resolution finalizing the listing of the small whorled pogonia. At that time, Society members should contact their representatives in the House of Delegates and state Senate to urge them to support the listing. The Conservation Committee will send a letter to the members to provide more information at that time.

- Faith Campbell

## FROM EDUCATION . . .

Welcome to all new members and new chapters! You are cordially invited to become acquainted with the Society's Signature Slide Collection. The VWPS has established, as a resource for members, a collection of several hundreds of 35-mm slides. It is our goal to expand this collection, in time, to include slides of most of Virginia's wild plants (featuring close-ups, entire plant structures, massed plantings, fruiting bodies, etc.). Portions of the collection's slides are grouped into categories: 1) use of natives in the home garden/display plantings; 2) Society and chapter activities; and 3) local, state and national parks and preserves.

We particularly welcome and encourage members of our recently established chapters to send us good, clear slides depicting your on-going chapter activities (identified as to location, date, event and names of persons featured). We also request slides of parks and nature preserves in your area. At present, our Collection's slides in these categories almost exclusively represent Northern Virginia sites, as well as Society and Potomack Chapter events only. At all times, we are grateful for donations of good specimen slides.

Once received, each SSC slide is uniquely coded for identification of its donor and slide subject. This coding corresponds to the Collection's catalogue where the donor's name and contributed slide(s) are permanently recorded by our curator. Donated slides are your legacy to the Society membership. Please send slides or inquiries to: VWPS, P. O. Box 844, Annandale, VA 22003, Attn: Doris Berger, Education Chair.

- Doris Berger

### VWPS TREASURER'S REPORT as of 15 October 1984

|                      |        |            |
|----------------------|--------|------------|
| Bank Balance         |        | \$ 4371.47 |
| 1985 Net Dues        | \$ 980 |            |
| 1985 Contributions   |        |            |
| to VWPS              | 60     |            |
| Grant Balance        | 1740   |            |
|                      | \$2780 | - 2780.00  |
| Monies available for |        |            |
| 1984 expenditure     |        | \$ 1591.47 |

(A full 1984 Financial Report will be provided in our next Bulletin issue).

### RARE SPECIES

§ The outgoing members of the VWPS Board of Directors who have so generously shared their time, wit, and unique skills and experience:

Nancy Arrington      Dan Marvin      Larry Morse      Pat Rosing      Craig Tufts

§ The Society's first Life member, Dorothy Bliss, a botanist/ecologist recently retired from the faculty of Randolph-Macon Women's College. Dorothy is a Charter member of the Blue Ridge Chapter and a resident of Lynchburg, Va.

§ Those 80 VWPS members and friends who made the 1984 Gala Auction/Annual Meeting a success: our Auction donors, volunteer staff members and committee chairmen.

§ Our outstanding featured speaker, Dr. Frank Thibodeau, who travelled from Harvard's Arnold Arboretum to the '84 Annual Meeting.

A TIP FROM A FRIEND

Have you ever sadly experienced a low-or-no germination rate from seeds you've stored at home? Your barren seed flat may be attributable to those well-fed insects you unknowingly harbored among your winter-stored seeds. Harry Phillips of the North Carolina Botanical Garden offers this clever solution for "getting the bugs out":

Purchase a pest strip - a hanging cylinder developed to ward off flying insects. (Raid and Shell seem to be the most readily available brands in hardware and drugstores). As you collect seeds this fall, dry them and deposit within a grocery bag. Cut a 3"-4" section from the strip, add it to the seeds, seal the bag shut and store it in a cool, dark, dry place for two weeks. Then remove the treated seeds to an airtight container and refrigerate until they are sown. Carefully dispose of the used chemical strip portion(s).

(A 3"-4" pest strip piece will effectively treat all seeds contained within one grocery bag. I use smaller pieces within envelopes or smaller bags. CAUTION: Read directions before any use or disposal of this toxic product).

- Mary Painter

WHAT IT TAKES TO GROW NATIVE AZALEAS

Provided you start out right, it's easy to grow native azaleas. . . . First of all, purchase nursery-grown plants from a reputable source rather than digging plants from the woods. Set them out in fall or winter while they are dormant; that way, the roots will have time to become established before the plants leaf out in the spring.

To ensure your success with the natives, here's what you'll need to provide: partial shade, a consistently moist but well-drained location, and slightly acid soil (pH 4.5 to 5.5) rich in organic matter. Good drainage is particularly important, as most azaleas will decline if allowed to remain too wet. In fact, in poorly drained or alkaline soils, native azaleas are best grown in raised beds or planters; for the soil mix, use 10 parts Canadian peat moss, 6 parts finely ground pine bark, 3 parts sand, and 1 part cottonseed meal.

Proper preparation of the planting hole is essential with native azaleas. Dig the hole 18 to 24 inches deep and three times the width of the root ball; then work a shovelful of cottonseed meal into the backfill. In sandy and clay soils, also work in organic matter, such as compost, well-decomposed finely shredded pine bark, leaf mold, or Canadian peat moss; use equal parts organic matter and soil.

Before setting the azalea in the planting hole, gently untangle the roots. Add some backfill to the planting hole, and position the plant so the top of the root ball is slightly above soil level. Planting depth is critical, as it is easy to kill an azalea by planting it too deep.

Finish filling the planting hole, tamping the backfill firmly but gently; water thoroughly. Then mulch with a 1-inch layer of pine straw.

During periods of sparse rainfall, native azaleas need weekly watering, particularly during the first year. Once established (after the first year), begin a regular program of fertilization. Use a low-nitrogen, acidforming formulation, such as azalea-camellia fertilizer. Apply in March or early April and again in June or early July, following recommendations on the fertilizer label.

Information provided compliments of  
Tom Dodd Nurseries, Inc.,  
P. O. Drawer 45  
Semmes, AL 36575

\* \* \* \* \*

1985 WILD FLOWER OF THE YEAR

The Wild Flower of the Year for 1985 will be Butterfly Weed, *Asclepias tuberosa*. In anticipation of a large demand for seeds of this very popular native milkweed the North Carolina Botanical Garden would like to ask you to save seeds from your plants. When the pods are green but mature, peek in and check on the development of the seeds. If the seeds are medium to dark brown pick the entire pod, close with rubberbands, put in paper bag (no plastic) and send immediately to or drop them off at the Garden. While on the subject of seeds, the Garden would like to request of anyone collecting Butterfly Weed seeds for us to be on the alert for its various color forms. Butterfly Weed typically occurs in orange but there are forms that range in color from the palest yellow to bright red. If you collect seeds from any of these plants, please keep them separate, label them as to exact location and note what color form the parent plant was.

from the North Carolina Botanical  
Garden Newsletter, July/August 1984

(Seeds should be sent to NCBG, Totten Garden  
Center 457-A, UNC-CH, Chapel Hill, NC 27514

\* \* \* \* \*

WILDERNESS BILL ADVANCES

The Virginia Wilderness Bill cleared the Congress on October 11, 1984, an action that leaves President Reagan's signature the only hurdle to its becoming law.

Logging, road building and other development would be banned on the approximately 56,000 acres proposed under the Act to be set aside for recreational activities. Our appreciation should be directed to Congressman Rick Boucher, the House sponsor and catalyst for this bill. On the Senate side, the sponsors were Senators John W. Warner and Paul S. Trible, Jr. .

Virginia areas proposed for protection under this bill include: Ramsey's Draft (due w. of Staunton); St. Mary's River in the Blue Ridge Parkway just s. of the Shenandoah National Park; Thunder Ridge and the James River Face Addition (on the Blue Ridge Mts. adjacent to the James River; Mountain Lake (sw. of Blacksburg); Peter's Mountain; North Fork of Kimberling Creek; Bear-town (far southwestern VA in Jefferson National Forest; Lewis Fork, Little Wilson Creek, and Little Dry Run at Mt. Rogers.

The VWPS Spring '84 Bulletin featured a list of recommended wildflower sources. Listed below are some fine additions to that list - growers that we are pleased to recommend to our members. To the best of our knowledge, their sale stock is nursery-propagated.

Native Gardens --- Columbine Farm, Fisher Lane, Rt. 1, Box 494, Greenback, TN 37742. Phone (615) 856-3350. Meredith Bradford and Dr. Ed Clebsch offer fresh herbs and cultivated wildflowers. Write for 1985 Plant List. Plants available by shipment in 1986.

Sunlight Gardens, Inc. --- Rt. 3, Box 286B, Loudon, TN 37774. Phone (615) 986-6071. Descriptive plant list available. Specializing in native wildflowers and landscaping with native plants.

We-Du Nurseries --- Rt. 5, Box 724, Marion, NC 28752. Phone (704) 738-8300. R. Weaver and R. Duval feature southeastern natives; rare and unusual rock and woodland plants and other specialties; Oriental counterparts of our native wildflowers. Catalogue available.

#### NATIONAL WILDFLOWER RESEARCH CENTER

Mrs. Lady Bird Johnson, long famous for her interest in our nation's wildflowers, inaugurated the NWRC by deeding a 60-acre tract of land on the Colorado River, near Austin, Texas, and by donating \$125,000.

The Center's goal is to help citizens recognize the importance of native and self-sufficient wildflowers and to learn why, where and how to grow them on private and public lands. Plans are: 1) to stimulate and carry-out cooperative research programs in conservation and cultivation; 2) to serve as an information clearinghouse with library and computer services; 3) to advise the public about the benefits of landscaping with wildflowers; and 4) to develop related public school programs.

The NWRC, a non-profit, publicly-supported concern, is now welcoming Charter memberships (\$20.00). Member benefits include quarterly newsletters, information about wildflowers, and an invitation to visit the Center. When applying, mail your check, with your name and full address to: The National Wildflower Research Center, 2600 FM 973 North, Austin, TX 78725.



(cont'd from pg. 1)

ERIC R. HERST---A Charter member of the Potowmack Chapter, Eric resides in Alexandria. He describes himself as a "budding wildflower enthusiast" and an expert grower of elephant garlic. A philosophy major from the University of California, he enjoyed further studies in linguistics and applied behavioral psychology and is fluent in several languages. He received a Master's degree in journalism at Penn State University, minoring in agricultural economics. He has worked as a journalist and for the U.S. government. Currently, Eric is employed as Assistant to the President for Communication for a non-profit private organization.

In addition to his full-time job, Eric is now attending the University of Maryland for a Master's degree in Business Administration.

EDWARD M. RISSE---During the past twelve years, Ed has specialized in the planning and implementation of new communities and large-scale development throughout the country. His experience includes academic background in forestry, physics, mathematics, architecture and planning. He holds a law degree, has taught planning, conservation and land development, and has held positions as a city, county and regional planner.

A resident of Reston, Va., Ed is currently the consulting Director of Planning for Synergy E I, a corporation which provides management, planning and development services for projects in Northern Virginia. He has planned and drafted effective legislation relating to historic preservation and land use control systems. On the international and local level, Ed continues to lead and participate in projects involving the conservation and management of natural areas, including the reforestation and renaturalization of disturbed areas. A member of the Potowmack Chapter, Ed also brings to the LRPC a history of many key Board positions within wildlife conservation organizations.

CHARLES H. SMITH, Jr.---A resident of Alexandria and Potowmack Chapter member, "Bee" Smith is a businessman who is interested in wildflowers. Bee is President of Enfield Investment Company. He is the Chairman of the Board and/or Director of First Federal Savings and Loan Association of Alexandria, First American Bank of Virginia and numerous other area concerns. Bee has generously reserved his time and expertise for involvement on the Boards of many local institutions and non-profit organizations.



*Virginia Wildflower Preservation Society*

P.O. Box 844  
Annandale, Va. 22003

Non-Profit Organization  
U.S. POSTAGE  
PAID  
PERMIT NO. 347  
SPRINGFIELD, VIRGINIA

MEMBERSHIP RENEWALS DUE NOW!