



Claytonia

Newsletter of the John Clayton Chapter, Virginia Native Plant Society

Volume 32 Number 2

March–April 2016

vnps.org/johnclayton

Officers

President Lucile Kossodo
757/565-0769
lkossodo@cox.net

Vice-President Judith Kator
757/229-0714
jandhkator@cox.net

Treasurer Patty Kipps
757/564-3221
pattyk1943@widomaker.com

Secretary Cortney Langley
757/291-1500
clangley@plantrescue.org

Committee Chairs

Awards Donna Ware
757/565-0657
dmeware@verizon.net

Historian/Plant Walks (acting)
Helen Hamilton
757/564-4494
helen48@cox.net

Hospitality Vacant

Membership Fred Blystone
757/229-4346
fredblystone@gmail.com

Newsletter Louise Menges
757/229-4346
louisemenges6@gmail.com

Plant Rescue Cortney Langley
757/291-1500
clangley@plantrescue.org

Plant Sale Co-chairs
Joan Etchberger
757-566-1884
jetchberger@cox.net
Patti Gray
757/645-4164
patriciagray67@gmail.com

Publicity (acting) Judith Kator
757/229-0714
jandhkator@cox.net

Webmaster/Garden
Phillip Merritt
352/727-1994
phillip.merritt@gmail.com

On March 17, Michael McConkey of Edible Landscaping will give us some expert advice about "Flowering and Fruiting Landscape Plants You Can Grow."

Michael McConkey, with over 30 years of gardening experience and owner of Edible Landscaping in Afton, VA will give a presentation describing his nursery, its programs, and his longstanding commitment to raising native plants that can be eaten.

Michael has distinguished himself in a number of ways.

Primarily, as the name "Edible Landscaping" indicates, in raising and developing landscape plants that are not only edible, but also with an emphasis on "less care" fruiting plants and trees, often native, well before the buzz-words "organic and native" became popular. Most of these plants are less challenging to grow than those fruits found in grocery stores, and contribute to self-sufficiency and healthy living: vitamin-rich fruits from plants such as pomegranate, pawpaw, hearty kiwi, persimmon, fig, Juneberry, and pecan. For the vegetable gardener, there is also a large selection of unique potted asparagus and strawberries that will interest the most avid eaters among us.

His nursery employs organic production methods such as using ducks that eat slugs and Japanese beetle larvae on the ground, as well as sprays of kaolin clay on grapevines and rosaceous fruit trees to repel insects above the ground.

Please plan to attend his talk to learn what each of us can do to develop and enhance our ability to landscape and grow food in a more sustainable way.

The meeting begins at 6:45 in the auditorium of the **Williamsburg Regional Library in Williamsburg**. See you there!




From the President

I hope that March won't be as cold as February. That cold spell was hard for me. I did a little pruning around the garden and a lot of picking up of fallen broken branches. I look at the pots full of seeds of native plants for the 2017 Plant Sale. Yes, they will be too small to sell this year and I hope they will make it to be sold next year. I thought that by planting them at the end of November they would be having enough time for cold stratification, then in December I saw one pot with growing seedlings and suddenly the weather got cold. It will be interesting to see how the weather has affected them, since they disappeared when the real cold weather began—will other seeds sprout or was that it? Thank goodness most of the plants stayed dormant in the soil awaiting the Spring.

I went to an interesting lecture offered by the Williamsburg Garden Club in January. The speaker was Thomas Rainer, an award winning landscaper, author, and gardener, and his talk made an impression. He is interested in city landscapes and what will look good, can survive in those environments, have a show during the year, and do so without being under constant gardener's care. He spoke about how it was important to study wild plant communities and use native plants that really can thrive in the environment where they will be planted. He believes in having maybe 60–70 % filler plants that are pretty or interesting, with the rest plants that would be showcased to bloom over long periods of time, either as they alternate or through seasonal interest. What really interested me is how he does not think it is good for plants to be planted with lots of room covered with mulch between them. Instead plants need to be intensely planted as they appear in nature. Plants thrive in areas where the roots are in competition. The filler plants are those that keep the competition going and take the place of mulch. He showed photos to prove his point of intensely planted areas in which there are communities of various plants where plants thrived as opposed to single plants struggling to survive in isolation in mulched areas. But the best part was how beautiful these planted areas were. His varied landscapes can be seen near the Capitol in Washington DC and in parks. They are really beautiful. His book with Claudia West, *Planting in a Post-wild World: Designing Plant Communities for Resilient Landscapes*, is available in the Williamsburg Library.

The initiative to produce a Regional Native Plant Guide for Hampton Roads had its second meeting in February, as we had the snow in January that prevented us from meeting. This time the meeting was held at



Plants are sociable; they grow in communities. Photo taken by Sue Dingwell at the Bruce Jones Preserve.

the beautiful Brock Environmental Center in Virginia Beach. The view of tidal wetlands is impressive. Half of the group was present in person and the other half via conference call. We discussed whether it would be best to have two guides, Southside and the Peninsula, or just one, Hampton Roads, but larger with more plants highlighted and listed to give a good inclusion of both area's plants. We decided to do only one as the printing costs would limit both guides, and marketers that serve both areas would want both types of plants. A list was made of plants in all the previous Virginia Native Plant Guides and the committee was asked to vote on which should be included, dropped, or added to this list. To decide on the plants it was felt that the Virginia Digital Atlas is to be our deciding guide for plant inclusion, for information as well as for common names. The group felt that we should base our plant descriptions on those of the Lady Bird Wildflower Center. In the section on recommended sources it was decided to include the books of Douglas Tallamy and Thomas Rainer. For availability of nurseries and native plant sources we will refer to those who are known to carry native plants and to the native plant sales of local chapters. We need to work on this by March 15 so the information can be collated before our next meeting on March 21. The discussion and decision on a logo was postponed to the next meeting. I need your help in letting me know what native plant demonstration areas I should recommend to be listed in our guide. The criteria are that the gardens have good signage and that the plants look well maintained. Please email your suggestions of gardens and their addresses to lkossodo@cox.net. Our turnaround time is tight as we need to use the funds made available by the timeline of printing in early September.

We only have a month to our Plant Sale on April 30 from 9 am–2 pm at the Jamestown Beach Park, 2205 Jamestown Road, Williamsburg, VA 23188. Please volunteer to help us pot, transport and sell these plants—we need **YOU** to be active in this endeavor. Thank you.

Lucile Kossodo

Jan 16 Habitat Garden workday report

Thanks to Donna Ware and Edie Bradbury for joining Phillip and me at Stonehouse Habitat that morning; we managed to make a dent in some of the weeds.

Donna admired the large *Euonymus americanus* with grey bark, since she had never seen such a large example of this plant. Usually this is a sparse open shrub in the woods



Donna, Edie, and Phillip pause from their labors for a photo.

with green stems rather than a small tree with gray bark. This specimen has grown very well in the shelter of the building in the Stonehouse Habitat, but had to be cut back in late August because it was too close to the building. The winterberry planted there is still pretty.

Susan Voigt

Come help in the Garden on March 19 and April 9!

Come out and lend a hand at the **Stonehouse Habitat** garden on March 19th and April 9th. We'll be working from **9 am to 10:30 am**, doing all the usual garden tasks: transplanting, mulching, weeding and pruning. Everyone is welcome! **Stonehouse Elementary School at 3651 Rochambeau Dr, Williamsburg, VA 23188**. Please bring your own water if necessary and remember, there are no bathroom facilities!

Two Spring potting parties—

Saturday, April 3

A Spring potting party will be held in the **White Marsh/Gloucester area on Saturday, April 3 at 9:30 am**. Hosts: **Hayes and Joyce Williams**: 6135 Brookwood Lane, White Marsh, cell (804) 694-6235, or home (804) 693-4417. Call for directions to their home.

Wednesday, April 6

The second potting party will be in the **James City County area on Wednesday, April 6 at 2 pm**. It will be held at **Jim and Joan Etchberger's home** at 100 Woodland Road (Woodland Farms neighborhood). We will mostly be repotting the plants in bigger pots and pricing them for the sale.

It is important that you contact **Lucile Kossodo** either by phone (757-565-0769-home / Cell: 757-784-2882) or email (lkossodo@cox.net) to let her know you can come and help so that in case of inclement weather



Donna points out that large *Euonymus*.



An *Alianthus* Webworm Moth visits a flowering Boneset.



Shirley Ferguson helps dig at Stonehouse Elementary.

or rescheduling, you will be notified of changes! Dress in work clothes. Bring a spade, gloves, water, a snack, and bug spray.

Recent plant walks—

Feb 6 Wahrani Trail Walk

Seven interested walkers joined **Gus Hall** and **Helen Hamilton** on a chilly Saturday morning in February. There had been a lot of rain earlier in the week, and the trail was wet and muddy in spots, it was a delightful stroll through a beautiful habitat.

Joining us were two eager members of the Historic Southside Chapter of Virginia Master Naturalists, Fred Matthies and Chris Goebel. Earlier this week, they had walked the trail all the way to the cemetery, 3.4 miles, doing some light maintenance and picking up trash, which is an ongoing project for them.

We were happy to see Meegan Wallace and her husband Chuck Deffenburg. Meegan has just retired as an environmental consultant based in Newport News and will be leading a plant walk April 23 in the Grafton Ponds area. Completing the group were Ralph Ashton, New Kent Master Gardener, and Shirley Ferguson and Leslie Allanson from the Richmond area.

Two common evergreen ferns were compared: Christmas Fern (*Polystichum acrostichoides*) and Ebony Spleenwort (*Asplenium platyneuron*). Both have lance-shaped pinnae with “ears” at the base, but the latter is much smaller and more delicate. Gus also talked about the relationship between American Beech (*Fagus grandifolia*) and the parasitic Beechdrops (*Epifagus virginiana*), describing the name similarities, the prefix *epi* from the Greek for “above,” or “on,” appropriate since Beechdrops are commonly seen near beech trees.

Early on the trail, we came upon a large field of two species of the Clubmoss Family, Running-cedar (*Diphasiastrum digitatum*) and Tree-clubmoss (*Dendrolycopodium obscurum*). Gus remembers these plants as *Lycopodium digitatum* and *Lycopodium obscurum*, names which we agreed are a lot easier to recall and pronounce. Some searching turned up plants with cylindrical reproductive cones.

Members of the group were good at spotting plants we had missed. Under the leaves were two orchids, Crane-fly (*Tipularia discolor*) and



Helen Hamilton

Front row: Shirley Ferguson, Chris Goebel, Leslie Allanson
Back Row: Gus Hall, Meegan Wallace, Chuck Deffenburg, Fred Matthies

Downy Rattlesnake-plantain (*Goodyera pubescens*). Several clusters of a grape fern were seen, tentatively identified as Rattlesnake Fern (*Botrypus virginianus*).

Some mosses were easy to identify and grew prolifically on fallen trees and soil banks. Very prominent is the yellow-green Fern Moss (*Thuidium delicatulum*) and Common Broom Moss (*Dicranium scoparium*). We also found a patch of *Mnium* sp.

After a couple of hours strolling and looking and talking we reached the power line and an entirely different dry habitat, where we uncovered a young Hawkweed (*Hieracium* sp.) and saw dry stems of Little Bluestem (*Schizachyrium scoparium*) and Dog-fennel (*Eupatorium capillifolium*). A moss of dry habitats, *Polytrichum* sp., was abundant, along with British soldiers (*Claydonia cristella*) and reindeer moss (*Cladonia rangiferina*).

The Wahrani Nature Trail is a lovely woods walk; we plan to return in spring and summer when the flowering plants will be in bloom.

Helen Hamilton

February 13's Nude Tree Walk

It was really cold the morning of February 13 when **Charlie Dubay** led 10 eager walkers from the William and Mary Sports Center down the concrete walkway and up the trail through College Woods, talking all the while, pointing out nearby trees and their features in winter condition. That was after they all gathered inside the warm building for an introduction to leaf and twig characters with examples that Charlie chose from his ever-present plastic bag.

The walk can be self-guided, since the evening before the walk Charlie attached numbered signs to the trees with information.

Participants in the walk were Patsy Carlson, Mike Whitfield, Sherry Brubaker, Carol Fryer, Donnie, Jeff Honig, Mary Ann Wilson, Adrienne Frank, Gary Driscoll and Bob Thomas.

Helen Hamilton



The (wisely) fully clothed
Nude Tree Walk participants

Here are four plant walks in April and May—

Saturday, April 16, 9:30 am–noon: Weeds and Orchids

Join **Donna Ware** for a walk at **Freedom Park** to see native and non-native weeds such as bluets (*Houstonia* spp.) and *Veronica* spp. of early spring in the big fields near the Interpretive Center and to visit a calcareous ravine to see Showy Orchis (*Galearis spectabilis*) and other species that prefer high-nutrient soils. Meet at the Freedom Park Interpretive Center parking lot.

For information and to register contact Donna at 757/565 0657 or dmeware@verizon.net.

Saturday, April 23, 10 am: Wildflowers and Orchids

Environmental consultant **Meegan Wallace** will be the leader on this walk in the **Grafton Ponds** area. Showy Orchis (*Galearis spectabilis*) should be in bloom as well as many other spring wildflowers. Traveling east on Fort Eustis Blvd (VA-105) from Rte. 143, after you pass Richneck Road on the right, look for a small parking area on the left marked with VNPS signs.

Contact Meegan at 757/291-1099 to register and for more information.

Sunday, May 1, 2:00 pm: Spring Flowers

Meet at **Newport News Park's Discovery Center, Constitution Way**. Use the NNPark entrance at Constitution Way. From Jefferson Ave, turn onto Constitution Way; drive 0.9 mile; the Discovery Center will be on the right (GPS coordinates 37.181682, -76.537173); additional parking nearby along Constitution Way if needed. Peninsula Master Naturalist **Susie Yager** will lead a walk through this lakeside woodland area to see Pink Lady's-Slipper Orchid, Partridgeberry, Yellow Star-Grass, Putty-Root Orchid, Pickerelweed, and numerous other spring flowers, as well as several ferns. The round-trip walk will be about 2 miles. The Discovery Center has restrooms. Contact Susie Yager to register at soozigus@cox.net.

Saturday, May 21, 10:00 am: Moss Walk in Eden Woods

Moss Gardener **Norie Burnet** will lead our group through her lovely garden of trees, shrubs and perennials carpeted with 30 species of moss. Norie is well known for the artistic layout of her gardens and for her extensive collection and knowledge about mosses. **Meet at the Lightfoot Post Office** to carpool to Norie's home in North Chesterfield, 1915 Montaigne Drive, Richmond, Va.



Woodland bluets



Showy Orchis



Partridgeberry



Common Broom Moss

Identifying local natives

Maintaining a natural woodland home site is not difficult; the first step takes care of almost everything—“Do Little or Nothing.” A healthy woodland will have dead trees standing, logs and branches rotting, moss and fungi growing. All are left undisturbed as they provide shelter and food for wildlife and build up the forest floor. The native trees, shrubs, herbaceous plants, ferns, mosses, vines, and grasses are already in place, so there is no need to plant. Native plants will reproduce naturally and are drought tolerant.

Doing “Little or Nothing” provides time for meandering in the wildlife habitat to discover and identify native plants. After joining the John Clayton Chapter, going on native plant walks, and asking questions at the plant sales, I decided to identify the native plants in my woodland.

The field guide I found most useful was *Wildflowers & Grasses of Virginia's Coastal Plain* by Helen Hamilton and Gustavus Hall. As a novice this was the quickest way to identify the natives that grow in our area. I also used the Claytonia as a month-to-month reference to learn what plants were being found on the local native plant walks. The pictures and descriptions in the newsletter are very helpful when identifying plants at home.

A few favorite finds:

Rattlesnake Plantain (*Goodyera pubescens*), an evergreen orchid that blooms in summer;

Pink Lady's-slipper (*Cypripedium acaule*), a spring beauty pollinated by bees;


Dwarf/Small Flower PawPaw (*Asimina parviflora*), an uncommon miniature version of Common PawPaw, caterpillar host plant for the Zebra Swallowtail butterfly;

Sourwood Tree (*Oxydendrum arboreum*), whose nectar bees use to make highly prized honey;

Cinnamon fern (*Osmunda cinnamomea*), whose roots are used to make Osmundine, a growing medium for epiphytic orchids;

Devil's Walking Stick (*Aralia spinosa*), with high wildlife value for birds, mammals and beneficial insects;

Indian Pipe (*Monotropa uniflora*), which may be mistaken for a fungus, sometimes found growing in clusters of 20;



Rattlesnake Plantain in bloom



Pink Lady's Slipper

Club Moss or Princess pine (*Lycopodium clavatum*) forms large ground-covering colonies. Because the spores ignite with a flash they were used in old flash photography and fireworks.

Forgot to mention:

The “Do Little or Nothing” guidance is in a VNPS brochure. When I joined the VNPS they sent a welcoming packet and the “Do I Have to Mow All That” brochure was

included in the packet. Because I was already doing little or nothing it wasn’t hard to get on board with the idea. The brochure is online in VNPS brochures. “Do Little or Nothing” is on Page 4.

There are 3 specific habitats (woods, swamp and small fields) in a 13-acre area where the native plants were found. Sun exposure is limited, and the woods are in a mature Mesic habitat with an undergrowth of ferns, fungi, herbaceous plants, shrubs, and small trees.

This is an on-going project I began over 2 years ago. The woodland is in the Runnymede Section of Surry County.

Mary Lou Ward

Notes from left field

The Dead Plants Society

How often do you get to kill something and feel good about it? I feel sorry for people who never kill nonnative invasive plants; they’re missing out on so much. For one thing, it’s good anger/frustration management therapy.


In January of this year (where did it go?) Penn State Extension sponsored a webinar called “Why are Invasives Successful?”* The presenter was Norris Muth, Associate Professor of Biology at Juniata College, PA, who walked us through broad strategies for managing nonnative invasives. His emphasis was on the big picture; how to think about the problem and what to do about it. And how to make the tough choices.

His strategies fell into three categories:

1. Set “big picture” goals. This includes things like maintaining wildlife habitat, restoring ecological function, aesthetics, and recreation. Sometimes you have to prioritize, even though it can be tough.



Cranefly Orchid leaves in winter, with seedpods from the previous summer’s flowers lying atop them. All the leaves in this photo exhibit the typical purplish hue with the exception of the bicolored one at center right, which is green on its left side!



2. Given your goals, decide which species to focus on...which ones are most likely to prevent you from achieving those goals?
3. Choose your weapons. The tools here might include prevention, containment, and/or control. For example, control might require looking at “entry modes” of invasives, such as wind, water (runoff, etc.), wildlife, and human activity.

He raised the point of being especially vigilant about species that are approaching the area you’re managing, or just getting started there, like Japanese stiltgrass at a trailhead. That means noticing new species and recent invaders while they’re still possible to control. In other words, “get it while you can!” (Apologies to Janis Joplin.)

When I heard that, I felt vindicated! I had recently been drawn to such a project, on the trails at Stone Mountain, in Georgia. There we were, hiking through one of the smallish wooded areas (most of it is bare granite), when what to my wondering eyes did appear, but a bunch of bittersweet...oh, my dear!

Nothing excites a nonnative invasives geek like a small, removable patch of a bad plant. It covered a mere 2 feet or so in diameter, and so I just started pulling carefully, so as to not leave anything behind in the soil. My husband, used to this, sighed and put his hands in his pockets. “It’ll just take a minute! It’s a small patch!” I reassured him. Again.

So, here’s the bittersweet. I left it in the center of the trail...figured that if another native plant person saw it, they would know to keep their own eyes out for more. At least that’s my theory. If it was garlic mustard (or had any seeds), it would’ve gone with me to the car and been thrown away properly.



Now, that felt good...all in a day's work.

* if you want to get this kind of notice, you can sign up for the Mid-Atlantic Invasive Plant Council (MAIPC) listserve here: <http://lists.maipc.org/listinfo.cgi/maipc-maipc.org>.

Kathi Mestayer

Gardening with moss

(borrowed with permission from the Northern Neck Chapter's recent Winter issue)

As I was driving from here to there this earlier this winter, my attention was grabbed by grey-greens and bright greens along the road. As some of you who have walked various trails with me know, I love mosses, often stopping in my tracks to crouch down to pet and peer at them. Lichens also intrigue me, some being on trees and some on the ground. Thus, when our group gathered to plan the 2016 programs and outings, my request was to start off with mosses. A search for a speaker by a couple of us finally resulted in a 'Yes' by Pat Reilly [linked to me by Nancy Vehrs of VNPS].

In preparation for her presentation, I offer the following information from a snowy day's research on the web that may interest you too—

From <http://www.ucmp.berkeley.edu/plants/bryophyta/bryophyta.html>): "Mosses play important roles in reducing erosion along streams, water and nutrient cycling in tropical forests, and insulating the arctic permafrost." I see them along roadside banks, with lichens, perhaps on the north side in shady conditions possibly doing just this as well as...

From "Good-bye, Grass" in *The Woodland Garden* issue Summer 2003, page 6, Tips from Norie Burnett of Eden Woods in Richmond, Va: "Moss collects dust particles from the air which aids in building soil" AND "Moss absorbs pollutants and helps purify the air."

From *The New York Times*' "In the Garden" article by Jancee Dunn May 1, 2008 excerpts: Solebury, Pa [Bucks Co.]...Mr. David Benner, 78, a retired professor of ornamental horticulture, is also a longtime practitioner and advocate of what he calls "the moss approach" to lawn maintenance. "Every time I give a lecture, I go into this spiel: get rid of your grass, and grow moss," he said. "And now it's finally gaining momentum."

For more than a century, moss has been anathema to homeowners and gardeners. Type "moss" and "lawn" on an internet search engine and you'll find more ways to kill it than create it.

Tim Currier, the owner of Sticks and Stones Farm in Newtown, Connecticut, which has specialized in selling moss for 10 years, estimated

that his sales are up 30 percent just in the last year. And Celeste Kennedy, who owns Rolling Hill Farm in Green Bay, Virginia, reported a 40 percent sales increase, with growing interest in moss from both homeowners and businesses.

“Although moss requires moisture,” said Christine Cook, who owns Mossaics, a moss gardening business in Easton, Connecticut, and who lectures at the New York Botanical Garden, a moss lawn needs “a fraction, one percent or less” of the 10,000 gallons (beyond rainwater) that the E.P.A. estimates a suburban grass lawn drinks annually.

He (Benner) did know that moss, unlike grass, thrives in acidic soil. So he covered his lawn in an acidic combination of sulfur powder and aluminum sulfate. Three months later, he raked up the dead grass, leaving a vast expanse of exposed soil. Then he waited through the winter, hovering over his grand experiment. The following spring, moss began sprouting all over the property. “It was like magic,” he said. “I can still hardly believe it. Moss produces spores, and they just blew in from the air. Now I have 25 kinds, none of which I planted.”

This year, for the first time, Mr. Benner will be selling moss starter kits containing four of the easiest-to-grow moss plants — fern, hair cap, rock cap and cushion — through Moss Acres, a 54-acre moss nursery in the Poconos, started by his son, Al Benner, in 2002. [www.mossacres.com will provide you with an hour’s entertainment—look for the Moss Hog!]

Aside from moss’ durability and environmental benefits, he attributes its popularity to nostalgia. “Everyone always says, ‘Oh, I remember when I was a kid, walking through the woods and seeing moss.’ It was probably wherever they grew up, because moss is everywhere. Moss takes people back to being a kid again.”

The elder Mr. Benner sometimes walks barefoot on it after a rain—“some sort of magical invigorating energy goes through you when you stand on a thick patch of wet moss,” he said—and both he and his wife say they enjoy lying down in a particularly inviting stretch of (dry) moss.

Sallie Baldwin, a graphic designer who lives in Greenwich, Connecticut, [also a moss gardener] says, “There is one slight hitch. You have to go out and pull the grass. When my neighbors walk by and I’m there pulling out the grass so the moss will grow, they think I’m a little crazy.”

Paula Boundy

President, Northern Neck Chapter, VNPS

John Clayton Chapter Calendar

- Thursday, March 17** 6:45 pm: **John Clayton Chapter meeting** in the auditorium of the **Williamsburg Regional Library in Williamsburg**. Our speaker is **Michael Mc Conkey**, whose topic will be “**Flowering and Fruiting Landscaping Plants You Can Grow**.” (See Page 1.)
- Saturday, March 19** 9 am–10:30 am: **Workday at Stonehouse Habitat Garden** (See Page 8.)
- Saturday, April 9** 9 am–10:30 am: **Workday at Stonehouse Habitat Garden**(See Page 8.)
- Saturday, April 16** 9:30 am–noon: **Weeds and Orchids Walk** at Freedom Park with **Donna Ware**. Meet at the Freedom Park Interpretive Center parking lot. (See Page 7.)
For information and to register contact Donna at 757/565 0657 or dmeware@verizon.net.
- Saturday, April 23** 10 am: **Meegan Wallace** will be the leader on this walk in the **Grafton Ponds** area. Showy Orchis (*Galearis spectabilis*) should be in bloom as well as many other spring wildflowers. (For details and directions, see Page 7.)
Contact Meegan at 757/291-1099 to register and for more information.
- Sunday, May 1** 2:00 pm: **Newport News Park’s Discovery Center, Constitution Way**. Peninsula Master Naturalist **Susie Yager** will lead a walk through this lakeside woodland area to see Pink Lady’s-Slipper Orchid, Partridgeberry, Yellow Star-Grass, Putty-Root Orchid, Pickerelweed, and numerous other spring flowers, as well as several ferns. (See Page 7.)
Contact Susie Yager to register at soozigus@cox.net.
- Saturday, May 21** 10 am: **A Moss Walk in Eden Woods**. Moss Gardener **Norie Burnet** will lead our group through her lovely garden of trees, shrubs and perennials carpeted with 30 species of moss. Meet at the Lightfoot Post Office to carpool to Norie’s home in North Chesterfield, 1915 Montaigne Drive, Richmond, Va. (See Page 7.)

There may be walks in the works which did not make this issue, so keep a lookout for announcements about additional walks and other events on our website at www.claytonvnps.org and in the local newspapers.

Below is a membership renewal form. Please contact Membership Chair **Fred Blystone** at 757/229-4346 or at fredblystone@gmail.com with questions about your membership.

Membership Form for John Clayton Chapter, Virginia Native Plant Society

(Place checks in the boxes below next to your selections.)

I am a ☐ **new member** of the John Clayton Chapter ☐ **renewing member** of the John Clayton Chapter

Name		
Address		
City	State	Zip
Email*	Phone*	

☐ I would like to receive my newsletters electronically at the email address above.

Membership dues

☐ Individual (\$30) ☐ Family (\$40) ☐ Patron (\$50) ☐ Sustaining (\$100) ☐ Life (\$500)

☐ Student (\$15) ☐ Associate (\$40) —for groups who designate one person as delegate

I wish to make an additional contribution in the amount of \$ ☐ to John Clayton Chapter ☐ to VNPS

☐ This is a gift membership; please include a card with my name as donor.

I have ☐ time ☐ a little time ☐ no time to help with activities.

☐ I do not wish to be listed in a chapter directory.

**Please Note:* John Clayton Chapter does not distribute any of our membership information to other organizations.
It is used only by the officers and chairpersons of our chapter.

Make your check payable to **VNPS** and mail to: VNPS Membership Chair
400 Blandy Farm Lane, Unit 2
Boyce, VA 22610